

Overload relay 24 - 40A

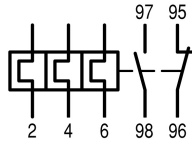
Part no. ZB65-40

Article no. 278458



Powering Business Worldwide™

Delivery programme

Product range			Overload relay ZB up to 150 A
Frame size			ZB65
Phase-failure sensitivity			IEC/EN 60947, VDE 0660 Part 102
Description			Test/off button Reset pushbutton manual/auto Trip-free release
Mounting type			Direct mounting
	I_r	A	24 - 40
Contact sequence			
Auxiliary contacts			
N/O = Normally open			1 N/O
N/C = Normally closed			1 N/C
For use with			DILM40, DILM50, DILM65, DILM72, DILMF40, DILMF50, DILMF65, DIULM40, DIULM50, DIULM65, SDAINLM70, SDAINLM90, SDAINLM115
Short-circuit protection			
Type "1" coordination	gG/gL	A	125
Type "2" coordination	gG/gL	A	63

Notes

Overload release: tripping class 10 A

Short-circuit protection: Observe the maximum permissible fuse of the contactor with direct device mounting.

Suitable for protection of Ex e-motors.



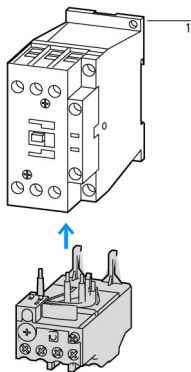
II (2) GD

PTB 10 ATEX 3010

Observe manual MN03407005Z-DE/EN.

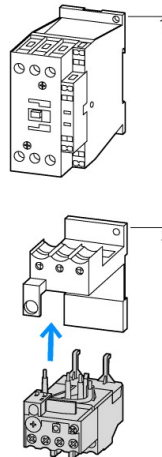
Notes

Fitted directly to the contactor



1 Contactor
2 Bases

Separate mounting



Approvals

Product Standards
UL File No.
UL CCN
CSA File No.
CSA Class No.
NA Certification
Specially designed for NA
Suitable for
Max. Voltage Rating
Degree of Protection

UL 508; CSA-C22.2 No. 14; IEC/EN 60947-4-1; IEC/EN 60947-5-1; CE marking
E29184
NKCR
12528
3211-03
UL listed, CSA certified
No
Branch circuits
600 V AC
IEC: IP00, UL/CSA Type: -

General

Standards			IEC/EN 60947, VDE 0660, UL, CSA
Climatic proofing			Damp heat, constant to IEC 60068-2-78 Damp heat, cyclic to IEC 60068-2-30
Ambient temperature		°C	
			Operating range to IEC/EN 60947 PTB: -5 °C - +55 °C
Open		°C	- 25 - 55
Enclosed		°C	- 25 - 40
Temperature compensation			Continuous
Weight		kg	0.25
Mechanical shock resistance		g	10 Sinusoidal Shock duration 10 ms
Protection type			IP00
Protection against direct contact when actuated from front (EN 50274)			Finger- and back-of-hand proof

Main conducting paths

Rated impulse withstand voltage	U_{imp}	V AC	6000
Overvoltage category/pollution degree			III/3
Rated insulation voltage	U_i	V	690
Rated operational voltage	U_e	V AC	690
Safe isolation to VDE 0106 Part 101 and Part 101/A1			
Between auxiliary contacts and main contacts		V AC	440
Between main circuits		V AC	440
Temperature compensation residual error > 40°C			$\frac{\Delta R}{R} = 0.25\%/K$
Current heat loss (3 conductors)			
Lower value of the setting range		W	3
Maximum setting		W	7.5
Terminal capacities		mm ²	
Solid		mm ²	2 x (1 - 16) for use with ZB65-XEZ base: max. 1 x (1 - 16)