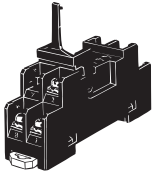
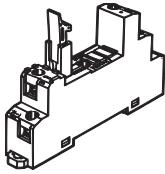
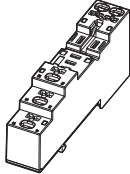

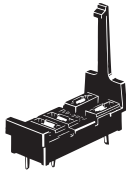
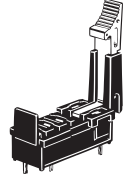
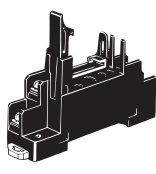
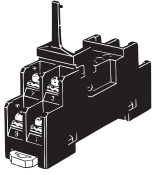
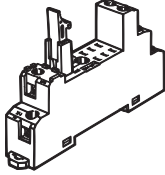
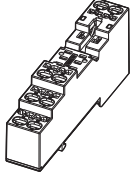
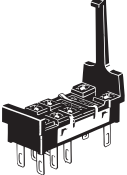
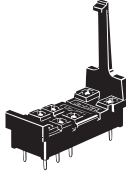
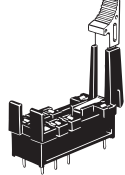


Products Related to Common Sockets and DIN Tracks

Ordering Information

Square Sockets

Model	P2RF (front-mounting), page 9			P2R (back-mounting), pages 11 and 12			P7TF (front-mounting), page 12
				Solder terminals		PCB terminals	
Number of pins							
5 pins	P2RF-05 Approx. 27 g	P2RF-05-E [*] Approx. 38 g	P2RF-05-S Approx. 36 g	P2R-05A Approx. 5 g	P2R-05P Approx. 5 g	P2R-057P Approx. 5.5 g	P7TF-05 Approx. 28 g
							
8 pins	P2RF-08 Approx. 33 g	P2RF-08-E [*] Approx. 38 g	P2RF-08-S Approx. 40 g	P2R-08A Approx. 5 g	P2R-08P Approx. 5 g	P2R-087P Approx. 5.5 g	—
							

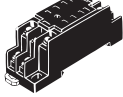
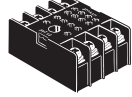

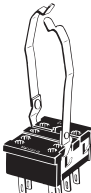
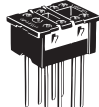
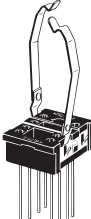

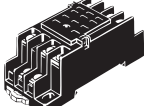

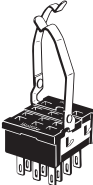

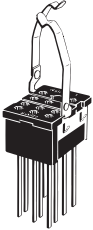

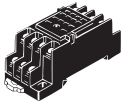
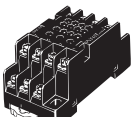

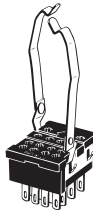
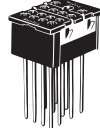
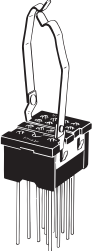

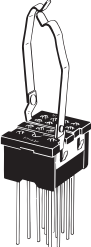

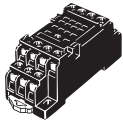
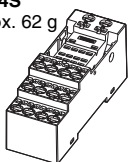
Note: 1. The structure of □-E models provides finger protection. Round terminals cannot be used. Use forked crimp terminals.

2. To remove the Relay, pull the lever on the Socket with your fingers supporting the lever and the opposite side of the Relay case, and jiggle the Relay.

* Use a #1 Phillips screwdriver to tighten the screws on this Socket.

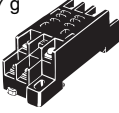
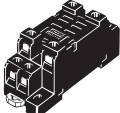



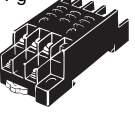



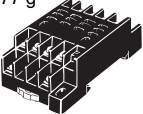
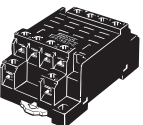


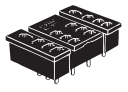
Minimum Order Lot The following models are available at the minimum order lot specified below.

Number of pins	Model	P2RF	P2R		P7TF	Minimum order lot (pcs)
5 pins		P2RF-05	P2R-05A	P2R-05P	P7TF-05	10
8 pins		P2RF-08	P2R-08A	P2R-08P	---	

Model	PYF (front-mounting), page 14		PY (back-mounting), page 15				
			Solder terminals		Wrapping terminals		PCB terminals
Number of pins							
8 pins	PYF08A Approx. 32 g	PYF08M Approx. 26 g	PY08 Approx. 8 g	PY08-Y1 PY08-Y3	PY08QN Approx. 12 g PY08QN2	PY08QN-Y1 PY08QN2-Y1	PY08-02 ² Approx. 7.2 g
							
11 pins	PYF08A-E ¹	PYF08S Approx. 46 g					
							
11 pins	PYF11A Approx. 43 g		PY11 Approx. 9 g	PY11-Y1	PY11QN PY11QN2	PY11QN-Y1 PY11QN2-Y1	PY11-02 ²
							
14 pins	PYF14A Approx. 49 g	PYF14T Approx. 53 g	PY14 Approx. 10 g	PY14-Y1 PY14-Y3	PY14QN Approx. 14 g PY14QN2	PY14QN-Y1 PY14QN2-Y1 PY14QN-Y3 PY14QN2-Y3	PY14-02 ²
							
	PYF14A-E ¹	PYF14S Approx. 62 g					
							

Products Related to Common Sockets and DIN Tracks

Note: 1. The structure of □-E models provides finger protection. Round terminals cannot be used. Use forked crimp terminals.
2. Refer to Models with Standards Certification for detailed information on the models of Common Sockets that are certified for standards.
 *1. Use a #1 Phillips screwdriver to tighten the screws on this Socket.
 *2. The structure does not resist flux. Manual soldering is recommended for this product.

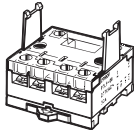
Model Number of pins	PTF (front-mounting), page 17		PT (back-mounting), page 18		
			Solder terminals	Wrapping terminals	PCB terminals
8 pins	PTF08A Approx. 47 g 	PTF08A-E *1 	PT08 Approx. 11 g 	PT08QN Approx. 10.4 g 	PT08-0 *2 Approx. 8 g 
11 pins	PTF11A Approx. 61 g 		PT11 Approx. 13 g 	PT11QN 	PT11-0 *2 Approx. 12.2 g 
14 pins	PTF14A Approx. 77 g 	PTF14A-E *1 	PT14 Approx. 17 g 	PT14QN Approx. 20 g 	PT14-0 *2 Approx. 16.2 g 

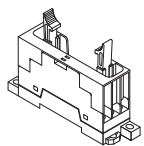
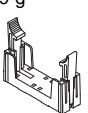
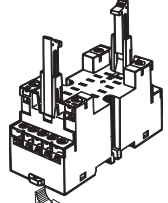
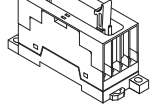
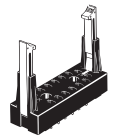
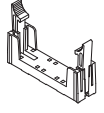
Note: The structure of □-E models provides finger protection. Round terminals cannot be used. Use forked crimp terminals.
 * Use a #1 Phillips screwdriver to tighten the screws on this Socket.
 * The structure does not resist flux. Manual soldering is recommended for this product.

Minimum Order Lot

The following models are available at the minimum order lot specified below.

Number of pins	Model	PYF	PY	PTF	PT	Minimum order lot (pcs)
8 pins		PYF08A PYF08M	PY08	PTF08A	PT08	10
11 pins		PYF11A	PY11	PTF11A	PT11	
14 pins		PYF14A	PY14	PTF14A	PT14	

Model Number of pins	P7LF (front-mounting), page 20
6 pins	P7LF-06 Approx. 60 g 

Model Number of pins	P7S/P7SA, pages 20 and 21	
	Front-mounting	PCB terminals
10 pins	P7SA-10F Approx. 44 g P7SA-10F-ND Approx. 44 g 	P7SA-10P Approx. 9 g 
14 pins	P7S-14F-END Approx. 110 g  P7SA-14F Approx. 59 g P7SA-14F-ND Approx. 59 g 	P7S-14P-E Approx. 25 g  P7SA-14P Approx. 10 g 

Note: Refer to Models with Standards Certification for detailed information on the models of Common Sockets that are certified for standards.