

M18 Stainless Steel, DC



You are in: **Crouzet Products /Switches and Sensors /Inductive Proximity Sensors /M18 Series /M18 Stainless Steel, DC**

M18 Screened

<u>Nominal Sensing Distance Sn (mm)</u>	<u>Connection</u>	<u>3-Wire DC Polarity PNP</u>	<u>3-Wire DC Polarity NPN</u>	<u>Part Number</u>
5	2 m PVC Cable	NO		<u>84717250</u>
5	2 m PVC Cable	NC		<u>84717251</u>
5	2 m PVC Cable		NO	<u>84717350</u>
5	2 m PVC Cable		NC	<u>84717351</u>

M18 Non-Screened


<u>Nominal Sensing Distance Sn (mm)</u>	<u>Connection</u>	<u>3-Wire DC Polarity PNP</u>	<u>3-Wire DC Polarity NPN</u>	<u>Part Number</u>
8	2 m PVC Cable	NO		<u>84717252</u>
8	2 m PVC Cable	NC		<u>84717253</u>
8	2 m PVC Cable		NO	<u>84717352</u>
8	2 m PVC Cable		NC	<u>84717351</u>

M18 Long Barrel, Screened

<u>Nominal Sensing Distance Sn (mm)</u>	<u>Connection</u>	<u>3-Wire DC Polarity PNP</u>	<u>3-Wire DC Polarity NPN</u>	<u>Part Number</u>
5	2 m PVC Cable	NO		<u>84717050</u>

Analog Inductive Proximity Detectors

The analog sensors offer an output voltage variation which is linear and proportional to the distance of the object being detected. The output voltage will be reduced as the object approaches the sensor.



Form	M 18 x 1 x 80
Sensing distance in linear zone (mm)	5
Housing	Stainless Steel
Connection type	PVC 2.0 meter cable
Part number reference	IMB1805T
Min./max. supply voltage	12 to 24 VDC
Own consumption (I _o)	1 mA
Output voltage at 5mm	3 V
Voltage limits in linear zone	0.4 to 3 V at 24 VDC
Load resistance	10 to 100 k
Constant ratio in linear zone	At 24 V
	At 12 V
Switching frequency	10 kHz
Operating temperature	0 to 60°C

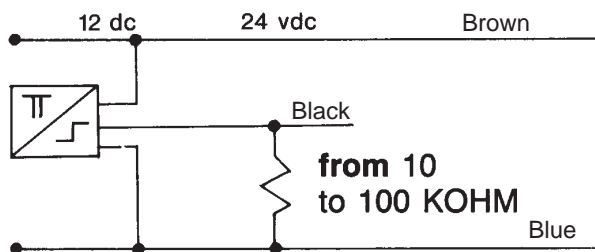
Accessories

Mounting flanges, see page 3/102

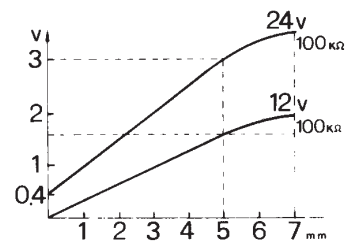
Connectors, see pages 3/100 to 3/101

Wiring

Wiring diagram



Response curve

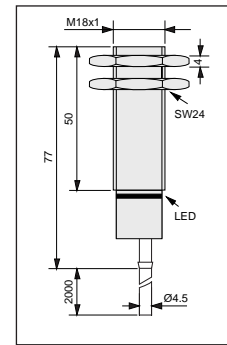
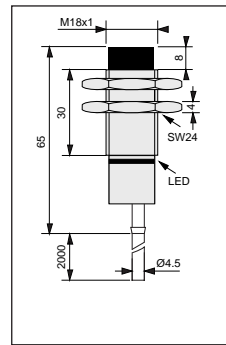
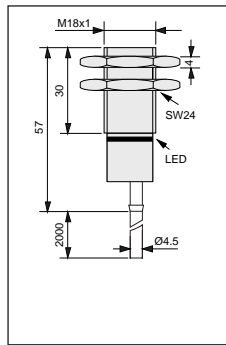


Other Information:

For other characteristics, longer cables, longer barrels, different connectors, please consult the factory.

To order, please specify: **IMB1805T** Normally stocked items Catalog items produced to order

Inductive Proximity Detectors - M18 - Stainless Steel



Form
Nominal sensing distance S_n (mm)
Housing
Tightening torque (Nm)
Termination

M18 screened
5
Stainless steel
50
2 m PVC cable
*M12s/steel connector

M18 non-screened
8
Stainless steel
50
2 m PVC cable
*M12s/steel connector

M18 long, screened
5
Stainless steel
50
2 m PVC cable

Part numbers

3-wire DC types

PNP	NO
	NC
NPN	NO
	NC

84 717 250
84 717 251
84 717 350
84 717 351
10 to 40 V \equiv
200 mA
0.05 mA / 6.5 mA
2 V / < 10 %
500 Hz / 10 ms
yes
yes
yes
3 x 0.3 mm ² / 5.2 mm

84 717 252
84 717 253
84 717 352
84 717 353
10 to 40 V \equiv
200 mA
0.05 mA / 6.5 mA
2 V / < 10 %
400 Hz / 10 ms
yes
yes
yes
3 x 0.3 mm ² / 5.2 mm

84 717 050
84 717 051
84 717 150
84 717 151
10 to 40 V \equiv
200 mA
0.05 mA / 6.5 mA
2 V / < 10 %
500 Hz / 10 ms
yes
yes
yes
3 x 0.3 mm ² / 5.2 mm

Min/max. supply voltage
Max. load current (Ia)
Residual open-state current (I _r) / Own consumption (I _o)
Voltage drop in closed state (U _d) / Max. ripple factor (V _r)
Switching frequency / Delay on pick-up (t _d)
LED indicator
Protection against permanent short-circuits and overloads
Protection against mis-connections of any type
Conductor cross-section / External cable diameter

Part numbers

2-wire AC types

Polarity NO
reversible NC
Min/max. supply voltage
Min/max. load current (Ia)
Residual open-state current (I _r)
Voltage drop in closed state (U _d)
Switching frequency / Delay on pick-up (t _d)
LED indicator
Conductor cross-section

84 717 650
84 717 651
20 to 250 V \sim
5 to 500 mA
< 2 mA
< 8 V
5 Hz / 100 ms
yes
2 x 0.5 mm ² / 5.2 mm

*84 717 672
*84 717 673
20 to 250 V \sim
5 to 500 mA
< 2 mA
< 8 V
5 Hz / 100 ms
yes
2 x 0.5 mm ² / 5.2 mm

84 717 652
84 717 653
20 to 250 V \sim
5 to 500 mA
< 2 mA
< 8 V
5 Hz / 100 ms
yes
2 x 0.5 mm ² / 5.2 mm

Other information

Special adaptations are available depending on the type of request and quantity required. Eg. cable length, tube length, connector type, etc.