

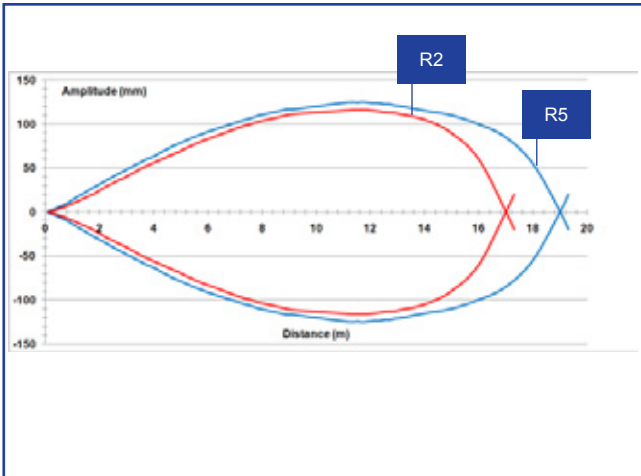
## TECHNICAL DATA

COMMON DATA	S300-A	S300-B	S300-C	S300-M	S300-F	S300-G
Emission type	IR LED (880nm)	Red LED (660nm)	IR LED (940nm)	IR LED (880nm)		IR LED (880nm)
Operating distances (typical values)	0.1...15m	0.1...10m	5...200cm	20...200cm	0...50m	
Setting	Mono-turn sensitivity trimmer			7-turns adjustment screw	Mono-turn sensitivity trimmer	
	DARK/LIGHT Dip switch Dip-switch mode ON delay / OFF delay / ON-OFF delay / Single pulse (ONE-SHOT) (S300...x06)					
Time Delay Range (timing vers.)	0.6...16 s (adjustment by Trimmer)					
White/Black difference (90% / 4%)	< 25%					
Indicators	OUTPUT LED (yellow) STABILITY LED (green)					POWER ON LED (green)
Operating temperature	-25...55°C					
Storage temperature	-25...70°C					
Dielectric strength	1500Vac 1 min between electronics and housing					
Insulating resistance	>20MΩ 500Vdc between electronics and housing					
Ambient light rejection	according to EN 60947-5-2					
Vibrations	0.5mm width, 10 ... 55Hz, for each axis (EN60068-2-6)					
Shock resistance	11ms (30G) 6 shocks for each axis (EN60068-2-27)					
Housing material	PBT (30% fibre-reinforced glass)					
Lens material	PC					
Mechanical protection	IP67 (IEC / EN60529) / NEMA TYPE 1 (For UL / c-UL)					
Connections	Terminal block (recommended cable diameter between 8 and 10mm)					

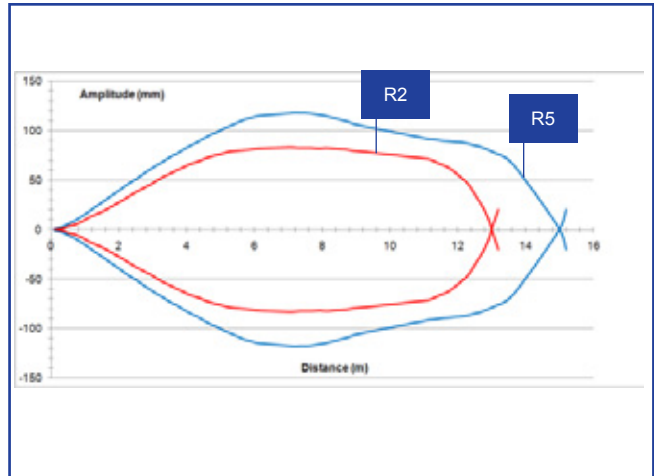
AC VOLTAGE MODELS	S300-A	S300-B	S300-C	S300-M	S300-F/G
Power supply	24...240Vac / 24...60Vdc				
Ripple	10% max				
Consumption (output current excluded)	< 3VA				
Outputs	SPDT electromagnetic relay 250Vac, 30Vdc				
Output current	3A (resistive load)				
Response time	25ms max				
Switching frequency	20Hz				
Weight	130g				

DC VOLTAGE MODELS	S300-A	S300-B	S300-C	S300-M	S300-F/G
Power supply	12...30Vdc				
Ripple	10% max				
Consumption (output current excluded)	< 35mA				
Outputs	PNP and NPN open collector				
Output current	100mA (resistive load)				
Output saturation voltage	< 2.4V max				
Response time	1ms max				2ms max
Switching frequency	500Hz				250Hz
Weight	120g				

## DETECTION DIAGRAMS



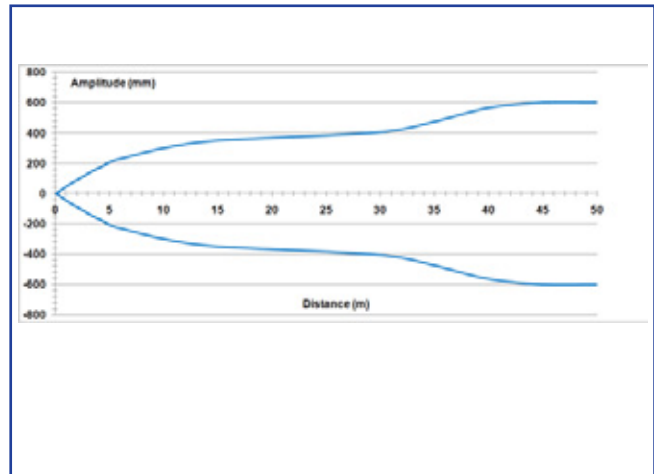
Retroreflex on R2 and R5 reflectors



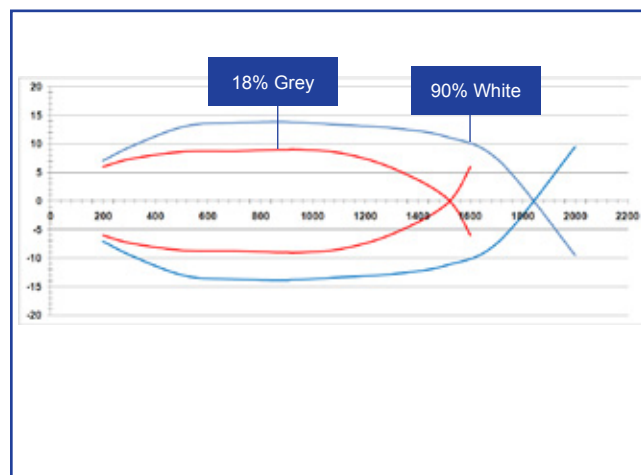
Polarized retroreflex on R2 and R5 reflectors



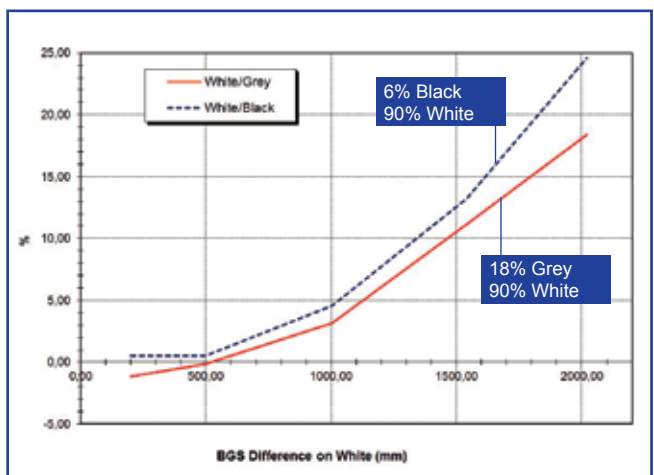
Diffused proximity



Through beam



Background suppression



BGS - White/Grey and White/Black Difference