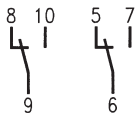


Cradle S Relay V23054/V23062 (Continued)

Terminal assignment

Size I

2 form C (2 CO)
V230xx-xxxxx-Bx04
V230xx-xxxxx-Cx04

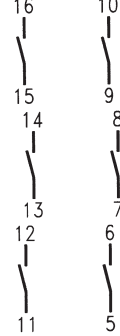


2 form A (2 NO)
V230xx-xxxxx-F105

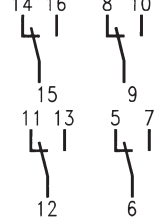


Size II

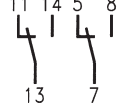
6 form A (6 NO)
V230xx-xxxxx-Bx12
V230xx-xxxxx-Cx12



4 form C (4 CO)
V230xx-xxxxx-Bx10
V230xx-xxxxx-Cx10

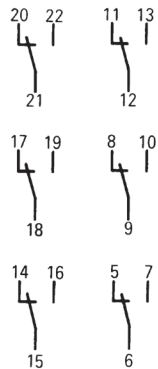


2 form C (2 CO)
V230xx-xxxxx-F104

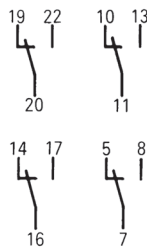


Size III

6 form C (6 CO)
V230xx-xxxxx-Bx33
V230xx-xxxxx-Cx33

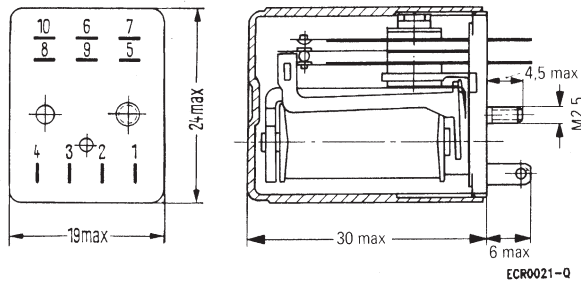


4 form C (4 CO)
V230xx-xxxxx-F110

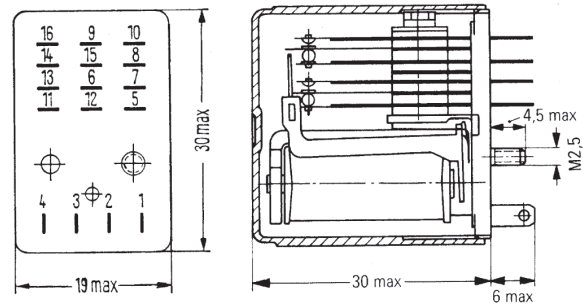


Dimensions

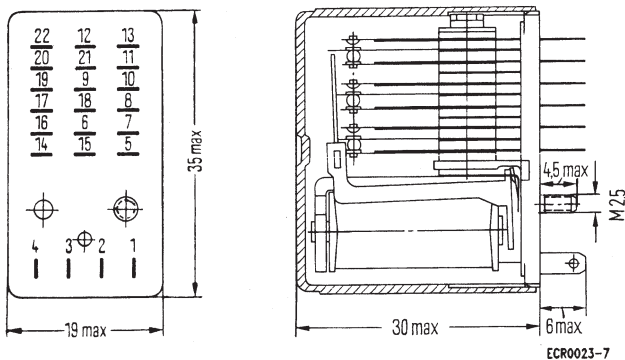
V23054-Cxxx, size I type



V23054-Dxxx, size II type



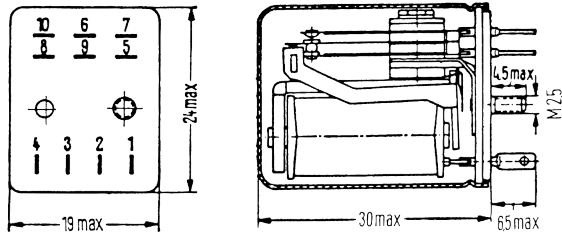
V23054-Exxx, size I type



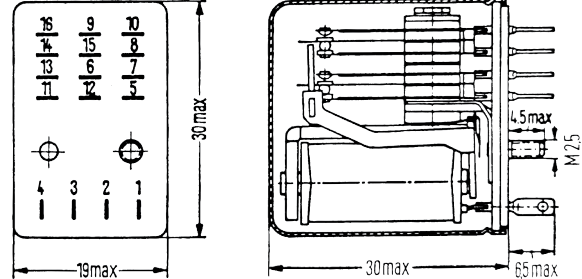
Cradle S Relay V23054/V23062 (Continued)

Dimensions

V23062-Axxx, size I type



V23062-Bxxx, size II type



Instructions for Impulse Operation

The maximum voltage stated in the part code table can be increased for impulse operation as follows:

$$U_{II \text{ Impuls}} = U_{II \text{ tamb}} \times q$$

$U_{II \text{ tamb}}$ Maximum continuous voltage at ambient temperature t_{amb}
 q Factor

The impulse voltage must not exceed 80% of the test voltage (winding/frame or winding/winding) or 2.5 times the value of the maximum voltage listed in the part code table.

If $t_{ED} \leq 3s$ then $q = \sqrt{\frac{t_2}{t_{ED}}}$; If $t_{ED} =$ Pulse width, $t_2 =$ Cycle time. If $t_{ED} > 3s$ the value of q must be obtained from the nomograph.

Examples of various periodic pulse trains (energizing side)

1. Periodic recurrence of one energizing pulse



2. Periodic recurrence of two unequal energizing pulses

