

**TERMSERIES**  
**TRP 230VAC RC 1CO AGSNO**

**Weidmüller Interface GmbH & Co. KG**  
 Klingenbergstraße 26  
 D-32758 Detmold  
 Germany  
 Fon: +49 5231 14-0  
 Fax: +49 5231 14-292083  
 www.weidmueller.com

**Technical data****Insulation coordination**

|                                     |                              |  |                              |
|-------------------------------------|------------------------------|--|------------------------------|
| Rated voltage                       | 300 V                        | Surge voltage category                         | III                          |
| Pollution severity                  | 2                            | Protection degree                              | IP20                         |
| Dielectric strength, Input/Output   | 4 kV <sub>eff</sub> / 1 Min. | Creepage and clearance distance input – output | ≥ 5.5 mm                     |
| Dielectric strength of open contact | 1 kV <sub>eff</sub> / 1 min  | Dielectric strength to mounting rail           | 4 kV <sub>eff</sub> / 1 Min. |
| Impulse withstand voltage           | 6 kV (1.2/50 µs)             |  |                              |

**Further details of approvals / standards**

|                         |  |                         |            |
|-------------------------|--|-------------------------|------------|
| Standards               | EN 50178, EN 55011, EN 61000-6-1, 2, 4 | Certificate No. (DNVGL) | TAA00001E5 |
| Certificate no. (cULus) | E141197                                |                         |            |

**Connection data**

|   |                       |   |                      |
|---|-----------------------|---|----------------------|
| Wire connection method  | PUSH IN with actuator | Stripping length, rated connection  | 8 mm                 |
| Clamping range, rated connection  | 1.5 mm <sup>2</sup>   | Clamping range, min.  | 0.14 mm <sup>2</sup> |
| Clamping range, max.  | 2.5 mm <sup>2</sup>   | Wire connection cross section AWG, min.   | AWG 26               |
| Wire connection cross section AWG, max.   | AWG 14                | Wire cross-section, solid, min.   | 0.14 mm <sup>2</sup> |
| Wire cross-section, solid, max.   | 2.5 mm <sup>2</sup>   | Wire connection cross-section, finely stranded, min.                                    | 0.14 mm <sup>2</sup> |
| Wire connection cross section, finely stranded, max.                                    | 2.5 mm <sup>2</sup>   | Wire cross-section, finely stranded, min. (AWG)   | AWG 26               |
| Wire cross-section, finely stranded, max. (AWG)   | AWG 14                | Wire connection cross-section, finely stranded with wire-end ferrules DIN 46228/4, min. | 0.15 mm <sup>2</sup> |
| Wire connection cross-section, finely stranded with wire-end ferrules DIN 46228/4, max. | 1.5 mm <sup>2</sup>   | Conductor cross-section, flexible, AEH (DIN 46228-1), min.                              | 0.15 mm <sup>2</sup> |
| Conductor cross-section, flexible, AEH (DIN 46228-1), max.                              | 1.5 mm <sup>2</sup>   | Twin wire-end ferrules, min.  | 0.5 mm <sup>2</sup>  |
| Twin wire-end ferrules, max.  | 1 mm <sup>2</sup>     | Blade size  | 0.4 x 2.0 mm         |

**Classifications**

|             |             |            |             |
|-------------|-------------|------------|-------------|
| ETIM 6.0    | EC001437    | ETIM 7.0   | EC001437    |
| eClass 9.0  | 27-37-16-01 | eClass 9.1 | 27-37-16-01 |
| eClass 10.0 | 27-37-16-01 |            |             |

**Approvals**

Approvals

**Downloads**

|   |   |
|---|---|
| Approval/Certificate/Document of Conformity | <a href="#">EU Konformitätserklärung / EU Declaration of Conformity</a> |
| Engineering Data                            | <a href="#">STEP</a>  |
| User Documentation                          | <a href="#">Beipackzettel / Package Insert – multilingual</a>           |

Creation date April 30, 2020 11:57:10 AM CEST

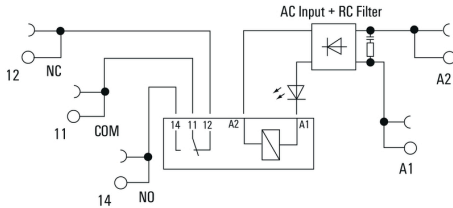
Catalogue status 17.04.2020 / We reserve the right to make technical changes.

**TERMSERIES  
TRP 230VAC RC 1CO AGSNO**

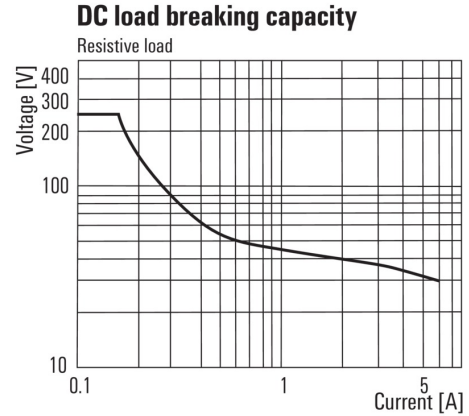
**Weidmüller Interface GmbH & Co. KG**  
 Klingenbergstraße 26  
 D-32758 Detmold  
 Germany  
 Fon: +49 5231 14-0  
 Fax: +49 5231 14-292083  
 www.weidmueller.com

**Drawings**

**Wiring diagram**

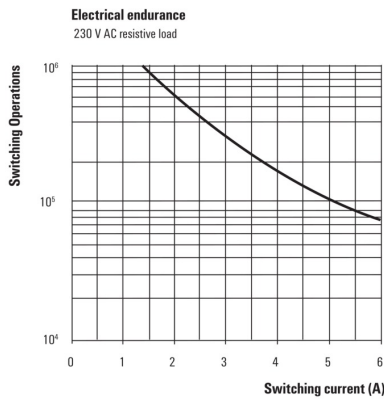


**Graph**



DC load limit curve

**Graph**



Electrical service life 230 V AC resistive load  
230 V AC resistive load

**Dimensional drawing**

