

# XUB1APAWM12

photo-electric sensor - XUB - reflex - 90° - Sn 4m - 12..24VDC - M12



## Main

|                               |                                  |
|-------------------------------|----------------------------------|
| Range of product              | OsiSense XU                      |
| Series name                   | General purpose single mode      |
| Electronic sensor type        | Photo-electric sensor            |
| Sensor name                   | XUB                              |
| Sensor design                 | Cylindrical M18                  |
| Detection system              | Reflex                           |
| Material                      | Plastic                          |
| Line of sight type            | 90° lateral                      |
| Type of output signal         | Discrete                         |
| Supply circuit type           | DC                               |
| Wiring technique              | 3-wire                           |
| Discrete output type          | PNP                              |
| Discrete output function      | 1 NO                             |
| Electrical connection         | 1 male connector M12, 4 pins     |
| Product specific application  | -                                |
| Emission                      | Infrared reflex                  |
| [Sn] nominal sensing distance | 4 m reflex need reflector XUZC50 |

## Complementary

|                           |   |
|---------------------------|---|
| Enclosure material        | PBT   |
| Lens material             | PMMA  |
| Maximum sensing distance  | 5.5 m reflex                                      |
| Output type               | Solid state                                       |
| Add on output             | Without   |
| Wire insulation material  | PvR   |
| Status LED                | 1 LED (yellow) for output state                   |
| [Us] rated supply voltage | 12...24 V DC with reverse polarity protection     |
| Supply voltage limits     | 10...36 V DC                                      |
| Switching capacity in mA  | <= 100 mA (overload and short-circuit protection) |
| Switching frequency       | <= 500 Hz   |
| Voltage drop              | 1.5 V (closed state)                              |
| Current consumption       | 35 mA (no-load)                                   |
| Delay first up            | < 15 ms   |
| Delay response            | < 1 ms  |
| Delay recovery            | < 1 ms  |
| Setting-up                | Without sensitivity adjustment                    |
| Diameter                  | 18 mm   |
| Length                    | 46 mm   |
| Product weight            | 0.04 kg   |

## Environment

|                                       |   |
|---------------------------------------|---|
| product certifications                | CE<br>CSA<br>UL   |
| ambient air temperature for operation | -25...55 °C   |
| ambient air temperature for storage   | -40...70 °C   |
| vibration resistance                  | 7 gn, amplitude = +/- 1.5 mm (f = 10...55 Hz) conforming to IEC 60068-2-6 |

The information provided in this documentation contains general descriptions and/or technical characteristics of the products contained herein. This documentation is not intended as a substitute for and is not to be used for determining suitability or reliability of these products for specific user applications. It is the duty of any such user or integrator to perform the appropriate and complete risk analysis, evaluation and testing of the products with respect to the relevant specific application or use thereof. Neither Schneider Electric Industries SAS nor any of its affiliates or subsidiaries shall be responsible or liable for misuse of the information contained herein.

|                         |   |
|-------------------------|---|
| shock resistance        | 30 gn (duration = 11 ms) conforming to IEC 60068-2-27   |
| IP degree of protection | IP65 double insulation conforming to IEC 60529<br>IP67 double insulation conforming to IEC 60529<br>IP69K double insulation conforming to DIN 40050 |

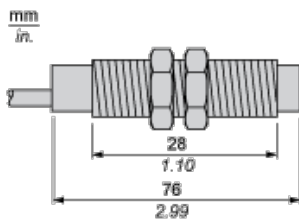
### Offer Sustainability

|                          |   |
|--------------------------|---|
| Sustainable offer status | Not Green Premium product   |
| RoHS (date code: YYWW)   | Compliant - since 0903 - Schneider Electric declaration of conformity |
| REACH                    | Reference not containing SVHC above the threshold                     |

### Contractual warranty

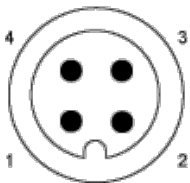
|                 |           |
|-----------------|-----------|
| Warranty period | 18 months |
|-----------------|-----------|

### Dimensions



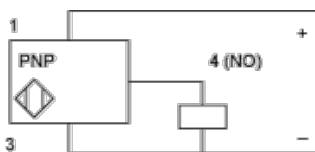
### Wiring Schemes

#### M12 Connector

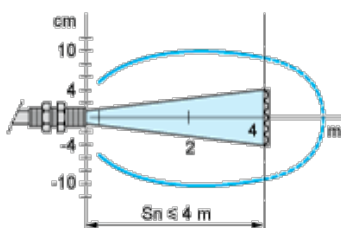


- 1 : (+)
- 3 : (-)
- 4 : OUT/Output

#### PNP Outputs



### Detection Curves



With reflector XUZC50