

XUYPCCO929LSP

photo-electric sensor - XUY 929 - mark reader laser
- Sn 150mm - 12..24VDC - M8



Main

Range of product	OsiSense XU
Series name	Application assembly
Electronic sensor type	Photo-electric sensor
Sensor name	XUY
Sensor design	Miniature
Detection system	Diffuse
Material	Plastic
Type of output signal	Discrete
Supply circuit type	DC
Wiring technique	3-wire
Discrete output type	PNP
Discrete output function	1 NO or 1 NC programmable
Electrical connection	1 male connector M8, 4 pins
Product specific application	Colour mark reader Monitoring of small parts on production machine Setting up of sensors
Emission	Red LED, pulsed (class 2) conforming to IEC 825-1
[Sn] nominal sensing distance	0.04...0.15 m

Complementary

Enclosure material	ABS
Pulse frequency	5 kHz
Spot diameter	<= 0.7 mm
Output type	Solid state
Status LED	1 LED (yellow) for output state 1 LED (green) for supply on/dirty
[Us] rated supply voltage	12...24 V DC with reverse polarity protection
Supply voltage limits	10...30 V DC
Switching capacity in mA	100 mA (overload and short-circuit protection)
Switching frequency	<= 1 kHz
Voltage drop	<= 2.4 V (closed state)
Current consumption	< 25 mA (no-load)
Delay response	3 μs
Setting-up	Using teach button or remote teaching
Product weight	0.056 kg

Environment

product certifications	CE CULus
ambient air temperature for operation	-20...60 °C
ambient air temperature for storage	-20...80 °C
immunity to ambient light	5000 lux
vibration resistance	7 gn, amplitude = +/- 1.5 mm (f = 10...55 Hz) conforming to IEC 60068-2-6
shock resistance	30 gn (duration = 11 ms) conforming to IEC 60068-2-27
IP degree of protection	IP67 conforming to IEC 60529

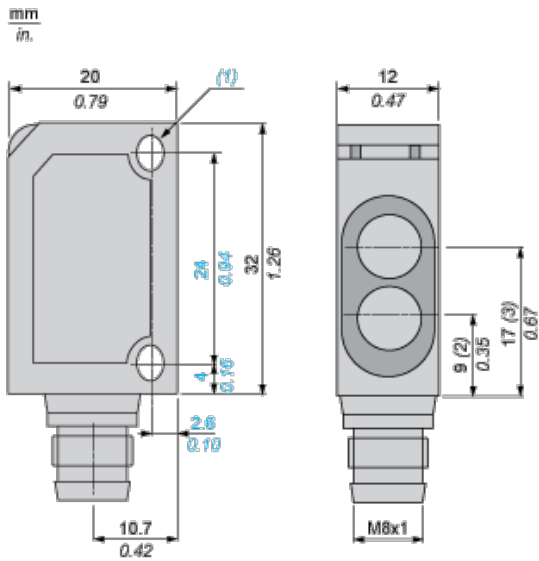
The information provided in this documentation contains general descriptions and/or technical characteristics of the performance of the products contained herein. This documentation is not intended as a substitute for and is not to be used for determining suitability or reliability of these products for specific user applications. It is the duty of any such user or integrator to perform the appropriate and complete risk analysis, evaluation and testing of the products with respect to the relevant specific application or use thereof. Neither Schneider Electric Industries SAS nor any of its affiliates or subsidiaries shall be responsible or liable for misuse of the information contained herein.

Contractual warranty

Warranty period

18 months

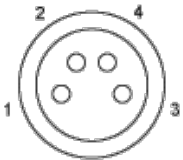
Dimensions



- (1) 2 elongated holes \varnothing 3.2 x 4.2
- (2) Transmitter optical axis
- (3) Receiver optical axis

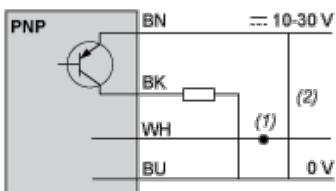
Wiring Schemes

M8 Connector



- 1: Brown
- 2: White
- 3: Blue
- 4: Black

PNP Output



- (1) - Connected to +: external teaching, - Connected to -: locking of functions
- (2) Output 100 mA max.