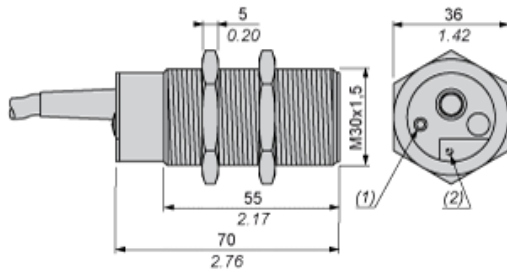


Dimensions

$\frac{\text{mm}}{\text{in.}}$

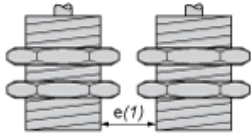


- (1) LED
- (2) Potentiometer beneath protective flap

Setting-up

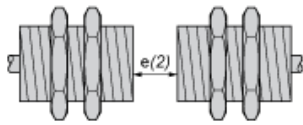
Minimum Mounting Distances (mm)

Side by side



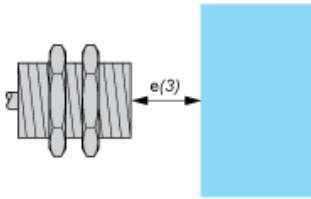
$e(1) \geq 0$

Face to face



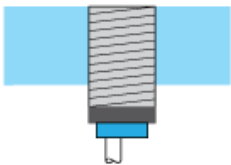
$e(2) \geq 22$

Facing a metal object



$e(3) \geq 20$

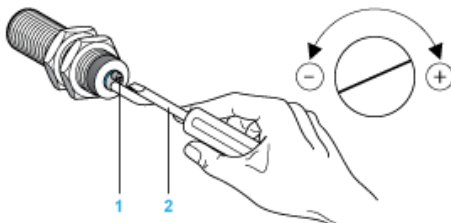
Mounted in support



Fixing nut tightening torque: 40 N.m

Adjustment

Sensitivity Adjustment



- (1) Adjustment potentiometer
- (2) Screwdriver (included with sensor)