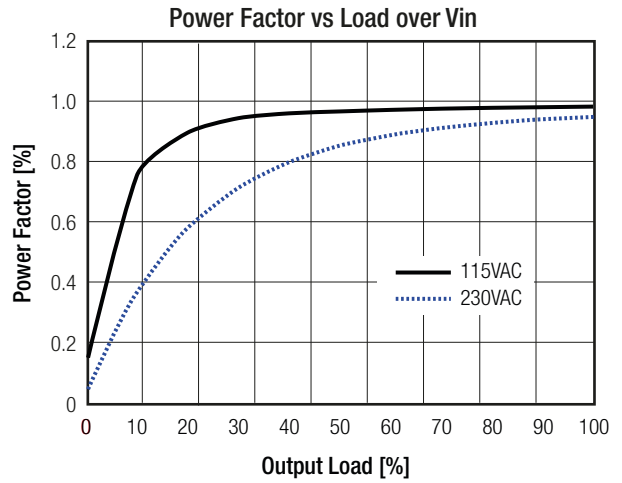
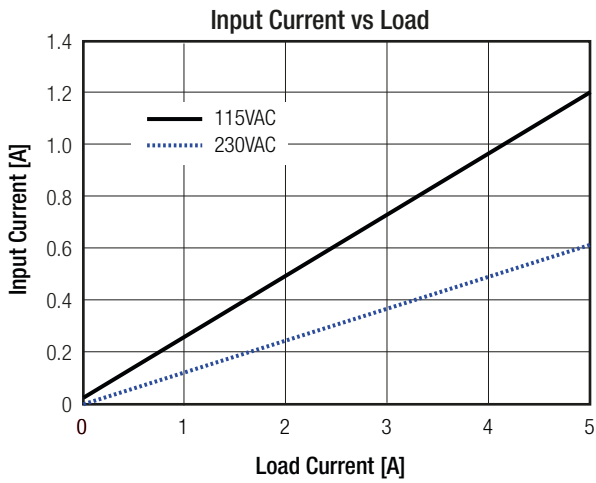
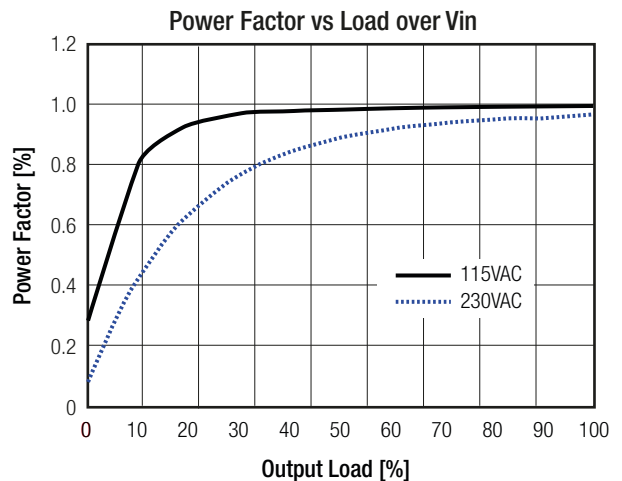
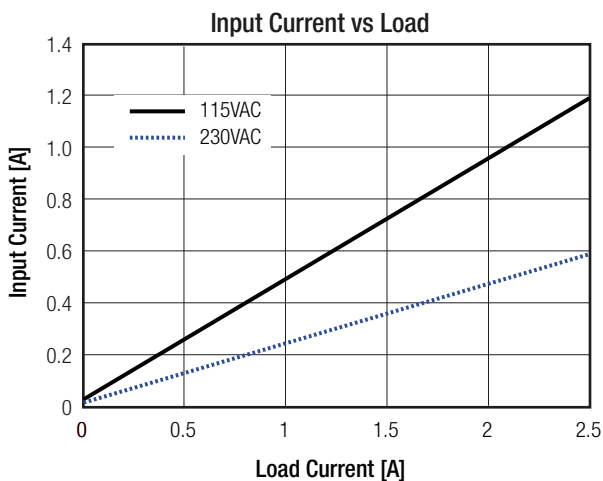
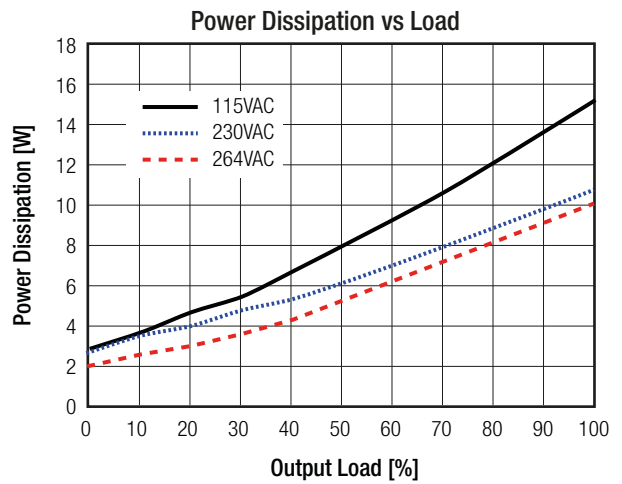
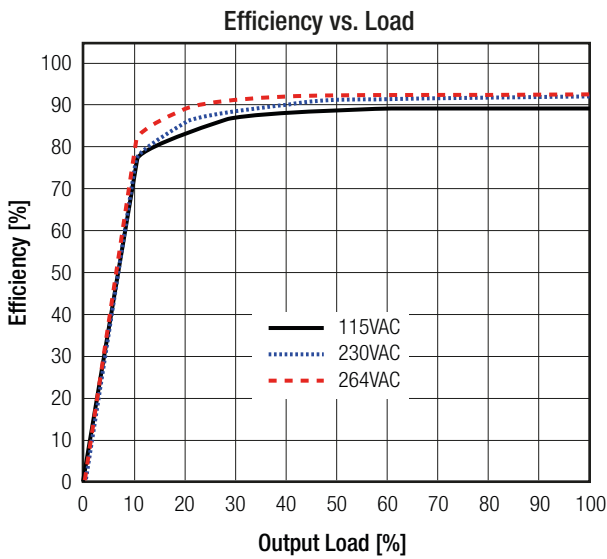


Specifications (measured @ $T_a = 25^\circ\text{C}$, rated V_{in} , rated load and after warm up)

REDIN120-24



REDIN120-48



Specifications (measured @ $T_a = 25^\circ\text{C}$, rated V_{in} , rated load and after warm up)

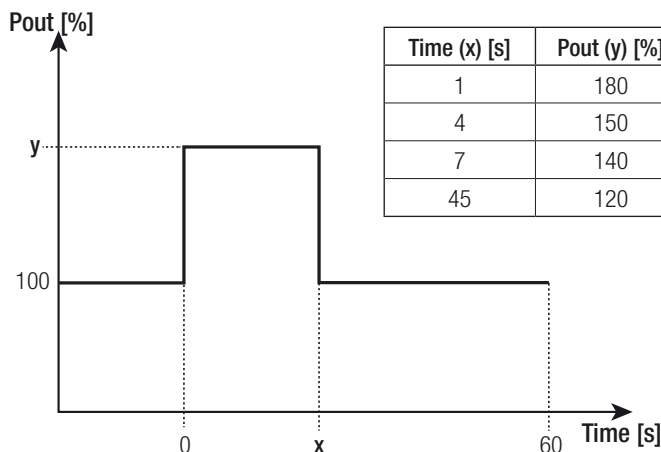
REGULATION		
Parameter	Condition	Value
Output Accuracy		$\pm 0.25\%$ typ. / $\pm 1\%$ max.
Line Regulation		$\pm 0.1\%$ typ. / $\pm 0.5\%$ max.
Load Regulation	0% to 100% load	0.25% typ. / 1.0% max.
Transient Response	100Hz & 1kHz, 50% duty	$\pm 1\%$ typ. / $\pm 5\%$ max.

PROTECTION		
Parameter	Condition	Value
Input Fuse ⁽²⁾	internal	T5A, slow blow type
Short Circuit Protection (SCP)		hiccup mode (current limit)
Over Voltage Protection (OVP)	12Vout	15-18VDC, hiccup mode
	24Vout	29-33VDC, hiccup mode
	48Vout	58-65VDC, hiccup mode
Over Voltage Category (OVC)		OVC II
Over Load Protection (OLP)		Constant power (current limit)
Over Temperature Protection (OTP)		$100 \pm 5^\circ\text{C}$, detect on Heat-sink of power transistor; shut down O/P, auto recovery after temperature goes down
Power OK LED	ON (green)	Vout up to 90% of rated Vout
	OFF (red)	Vout down to 80% of rated Vout
Isolation Voltage	Relay Contact Rating	Max. 30V/1A or 60V/0.3 or 30VAC/0.3A Resistive Load
	I/P to O/P	3.0kVAC / 1 minute
	I/P to PE	2.5kVAC / 1 minute
Isolation Resistance	O/P to PE	0.5kVAC / 1 minute
		10M Ω min.
Leakage Current	I/P to O/P	0.1mA typ. / 0.25mA max.
	I/P to PE, 240VAC 50Hz	1.0mA max.

Notes:

Note2: Refer to local wiring regulations if input over-current protection is also required

Overload Capability



Maximum loading of automatic circuit breakers

Circuit Breaker	Circuit Breaker Current			
	Typ	Single Use	Parallel Use (2 devices)	Parallel Use (3 devices)
B		6A	6A	13A
C		10A	10A	16A

Note: Values could change depending on local mains

ENVIRONMENTAL			
Parameter	Condition	Value	
Operating Temperature Range ⁽³⁾	@ natural convection 0.1m/s	full load	-25°C to $+55^\circ\text{C}$
		refer to derating graph	-25°C to $+70^\circ\text{C}$
Temperature Coefficient		0.03%/K	
Operating Altitude ⁽⁴⁾		3000m	
Operating Humidity	non-condensing	20% - 90% RH	

continued on next page