



## SinglFuse™ SF-0402FPxxxF Series Features

- Single blow fuse for overcurrent protection
- 1005 (EIA 0402) miniature footprint
- Fast-acting precision fuse
- UL 248-14 listed
- RoHS compliant\* and halogen free\*\*
- Thin film chip design
- Surface mount packaging for automated assembly

## SF-0402FPxxxF Series - Fast Acting Precision Surface Mount Fuses

### Electrical Characteristics

Model	Rated Current (Amps)	Fusing Time	Resistance (Ω) Typ.***	Rated Voltage	Interrupting Rating	Typical I <sup>2</sup> t (A <sup>2</sup> s) ****
SF-0402FP020F	0.20	Open within 5 sec. at 300 % rated current	0.60	DC 35 V	DC 35 V 35 A	0.0017
SF-0402FP025F	0.25		0.33			0.0035
SF-0402FP0375F	0.375		0.24			0.0036
SF-0402FP050F	0.50	Open within 5 sec. at 200 % rated current	0.16			0.0060
SF-0402FP075F	0.75		0.10			0.0120
SF-0402FP100F	1.00		0.073			0.024
SF-0402FP125F	1.25		0.054			0.045
SF-0402FP150F	1.50		0.040			0.081
SF-0402FP175F	1.75		0.034			0.092
SF-0402FP200F	2.00		0.031			0.120
SF-0402FP250F	2.50		0.018			0.220
SF-0402FP300F	3.00		0.015			0.270
SF-0402FP350F	3.50	0.012	0.340			
SF-0402FP400F	4.00	0.011	0.360			
SF-0402FP500F	5.00	0.009	0.550			

\*\*\* Resistance value measured with ≤10 % rated current at 25 °C ambient.

\*\*\*\* Melting I<sup>2</sup>t calculated at 0.001 second pre-arcing time.

### Reliability Testing

No.	Test	Requirement	Test Condition	Test Reference
1	Bending	≤1 A: DCR change ≤ ±10 % >1 A: DCR change ≤ ±20 %	2 mm	Refer to STP document
2	Solderability	Minimum 95 % coverage	One dip at 255 °C for 5 seconds	MIL-STD-202 Method 208
3	Thermal shock	DCR change ≤ ±10 % No mechanical damage	100 cycles between -55 °C and +125 °C	MIL-STD-202 Method 107
4	Moisture resistance	DCR change ≤ ±10 % No excessive corrosion	10 cycles	MIL-STD-202 Method 106
5	Salt spray	DCR change ≤ ±10 % No excessive corrosion	48 hour exposure, 5 % salt solution	MI L-STD-202 Method 101
6	Mechanical vibration	DCR change ≤ ±10 % No mechanical damage	0.4 inch D.A. or 30 G between 5-3000 Hz	MIL-STD-202 Method 204
7	Mechanical shock	DCR change ≤ ±10 % No mechanical damage	1500 G, 0.5 ms, half-sine shocks	MIL-STD-202 Method 213
8	Life	No electrical "opens" during testing Voltage drop change shall be less than ±10 % of initial value	75 % rated current for 2000 hours at ambient temperature between +20 °C and +30 °C	Refer to STP document

\* RoHS Directive 2002/95/EC Jan. 27, 2003 including annex and RoHS Recast 2011/65/EU June 8, 2011.

\*\* Bourns considers a product to be "halogen free" if (a) the Bromine (Br) content is 900 ppm or less; (b) the Chlorine (Cl) content is 900 ppm or less; and (c) the total Bromine (Br) and Chlorine (Cl) content is 1500 ppm or less.

"SinglFuse" is a trademark of Bourns, Inc.

Specifications are subject to change without notice.

Users should verify actual device performance in their specific applications.

The products described herein and this document are subject to specific legal disclaimers as set forth on the last page of this document, and at [www.bourns.com/docs/legal/disclaimer.pdf](http://www.bourns.com/docs/legal/disclaimer.pdf).

# SingIFuse™ SF-0402FPxxxF Series Applications

- Portable memory
- LCD monitors
- Disk drives
- PDAs
- Digital cameras
- MP3 players
- Cell phones
- Rechargeable battery packs
- Battery chargers
- Set-top boxes
- Industrial controllers
- Battery Management Systems (BMS)
- LED lighting
- Power tools

## SF-0402FPxxxF Series - Fast Acting Precision Surface Mount Fuses **BOURNS®**

### Environmental Characteristics

Operating Temperature.....-55 °C to +90 °C  
 Storage Conditions  
   Temperature .....+5 °C to +35 °C  
   Humidity.....40 % to 75 %  
   Shelf Life..... 2 years from manufacturing date  
 Moisture Sensitivity Level..... 1  
 ESD Classification (HBM)..... Class 6

### Typical Part Marking

Represents total content. Layout may vary.



RATED CURRENT (A)

•• = 0.200	⊕ = 1.00	H = 2.50
• = 0.250	× = 1.25	III = 3.00
••• = 0.375	II = 1.50	IIII = 3.50
I = 0.500	— = 1.75	□ = 4.00
— = 0.750	⊞ = 2.00	○ = 5.00

### How to Order

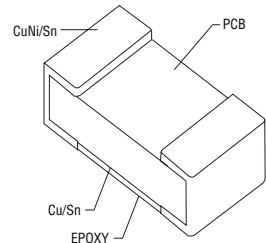
**SF - 0402 FP 050 F - 2**

SingIFuse™  
 Product Designator  
 SMD Footprint  
   0402 = 1005 (EIA 0402) size  
 Fuse Blow Type  
   FP = Fast acting precision  
 Rated Current  
   020 ~ 500 (200 mA ~ 5.00 A)  
 Structure Type  
   F = Thin film  
 Packaging Type  
   - 2 = Tape & Reel

### Agency Recognition

UL File Number ..... E198545  
<http://www.ul.com/> Follow link to Online Certificates Directory, then enter UL File No. E198545, or [click here](#)

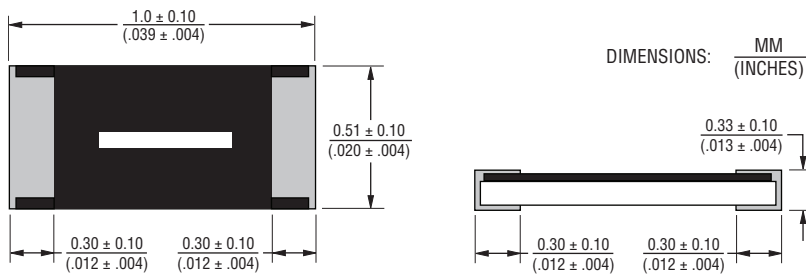
### Construction



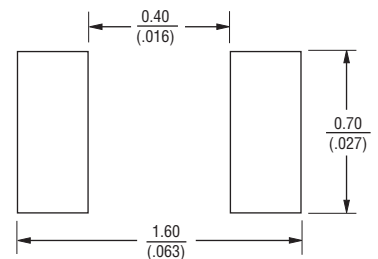
### Packaging Quantity

20,000 pieces per 7-inch reel

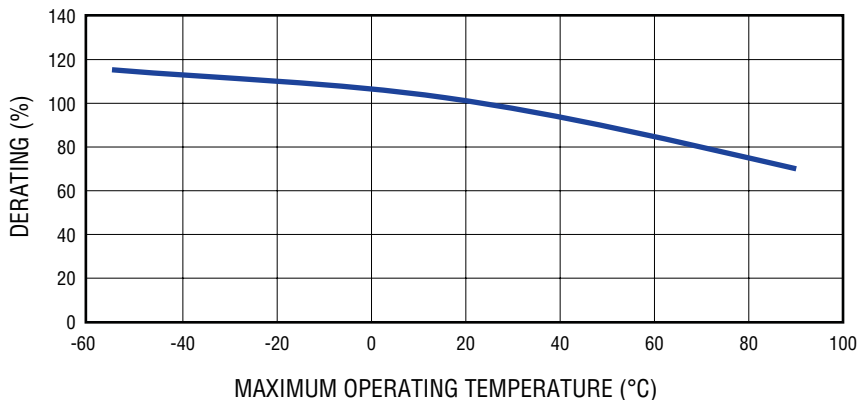
### Product Dimensions



### Recommended Pad Layout



### Current Rating Thermal Derating Curve



Specifications are subject to change without notice. Users should verify actual device performance in their specific applications. The products described herein and this document are subject to specific legal disclaimers as set forth on the last page of this document, and at [www.bourns.com/docs/legal/disclaimer.pdf](http://www.bourns.com/docs/legal/disclaimer.pdf).