

Input Voltage Derating

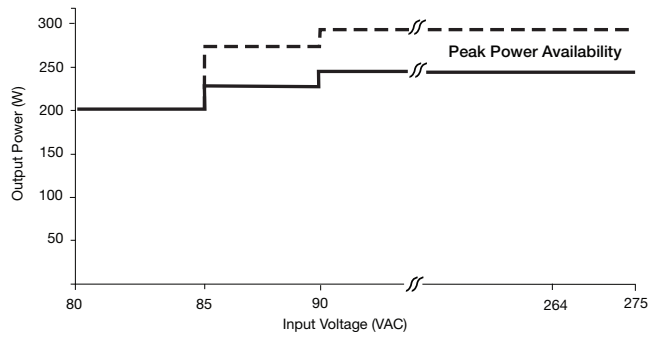


Figure. 1

Start Up Delay From AC Turn On

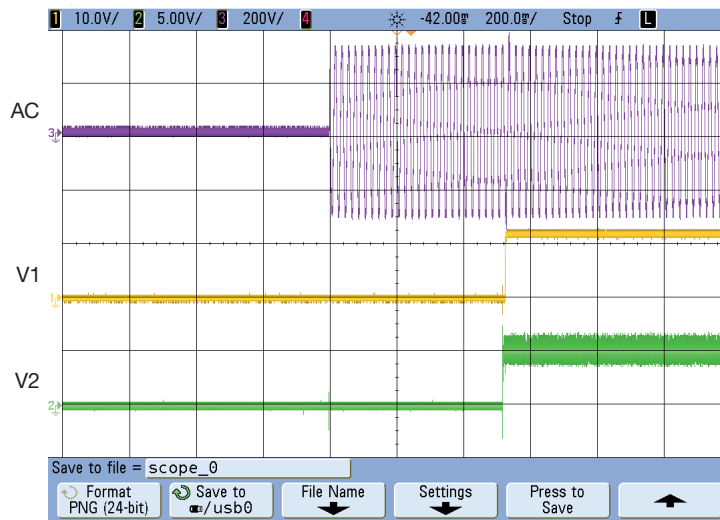


Figure. 2
V1 & V2 start up example from AC turn on (580 ms)

Hold Up Time From Loss of AC



Figure 3
V1 hold up example at 250 W load with 90 VAC input (42 ms)

Output Ripple & Noise

Figure 4
V1 CCB250PS12 (full load)
45 mV pk-pk ripple. 20 MHz BW

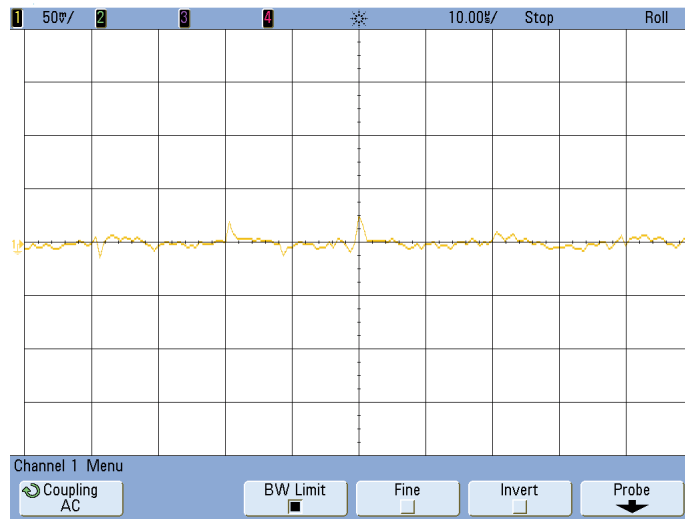
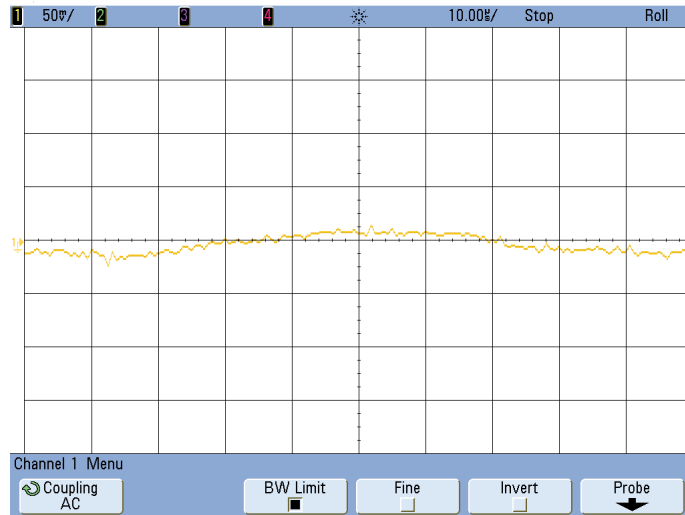


Figure 5
V1 CCB250PS24 (full load)
50 mV pk-pk ripple. 20 MHz BW



Output Overload Characteristic

Figure 6
Typical V1 Overload
Characteristic
(CCB250PS12 shown)

