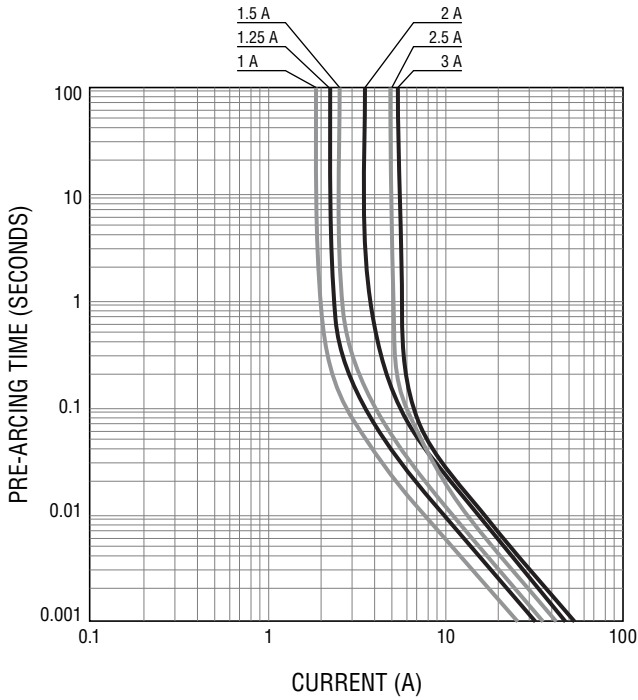
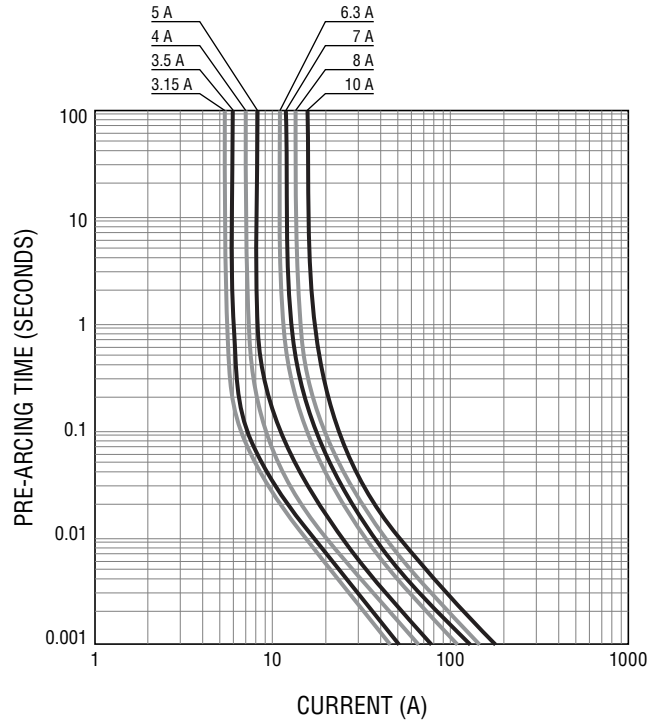


SF-2410FPA-W Series – Automotive Grade Fast Acting Precision SMD Fuses **BOURNS®**

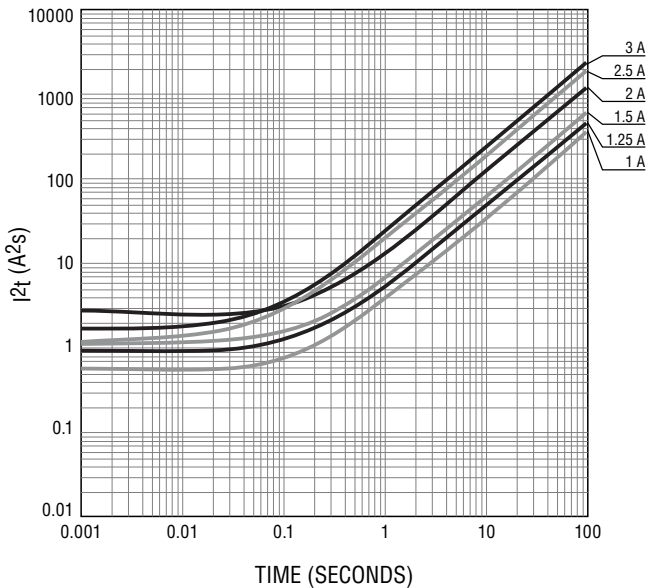
Average Pre-Arcing Time vs. Current Curves (1 - 3 A)



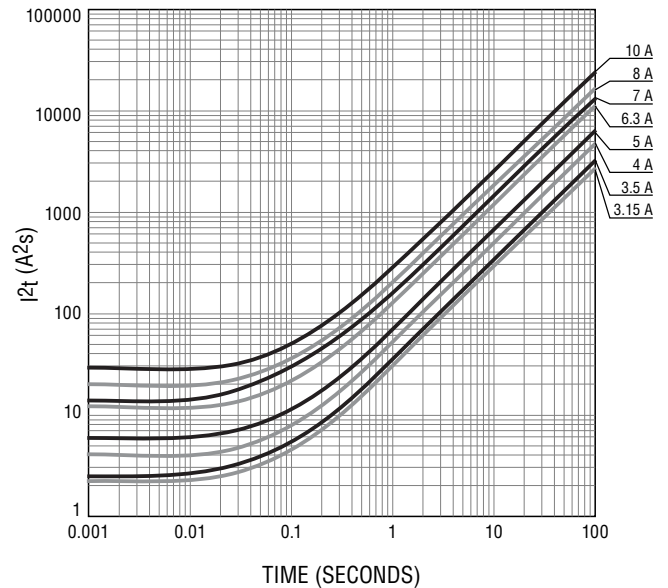
Average Pre-Arcing Time vs. Current Curves (3.15 - 10 A)



Average  $I^2t$  vs.  $t$  Curves (1 - 3 A)



Average  $I^2t$  vs.  $t$  Curves (3.15 - 10 A)



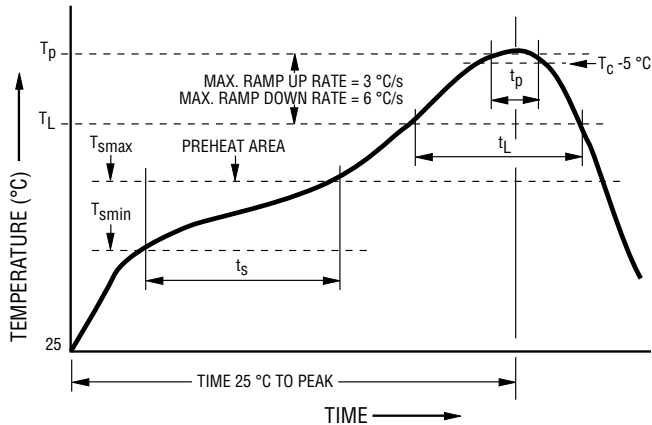
Specifications are subject to change without notice.

Users should verify actual device performance in their specific applications.

The products described herein and this document are subject to specific legal disclaimers as set forth on the last page of this document, and at [www.bourns.com/docs/legal/disclaimer.pdf](http://www.bourns.com/docs/legal/disclaimer.pdf).

# SF-2410FPA-W Series – Automotive Grade Fast Acting Precision SMD Fuses **BOURNS®**

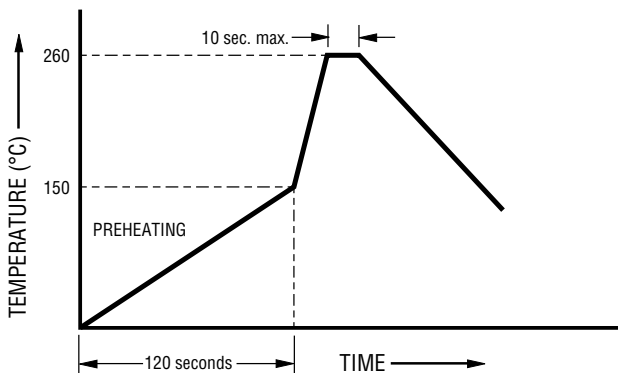
## Solder Reflow Recommendations



Profile Feature	Pb-Free Assembly
Preheat / Soak: Temperature Min. ( $T_{smin}$ ) Temperature Max. ( $T_{smax}$ ) Time ( $t_s$ ) from ( $T_{smin}$ to $T_{smax}$ )	150 °C 200 °C 60~120 seconds
Ramp Up Rate ( $T_L$ to $T_p$ )	3 °C / second max.
Liquidous Temperature ( $T_L$ ) Time ( $t_L$ ) maintained above $T_L$	217 °C 60~150 seconds
Peak Package Body Temperature ( $T_p$ )	260 °C
Time ( $t_p$ )* within 5 °C of the specified classification temperature ( $T_C$ )	30 seconds*
Ramp Down Rate ( $T_p$ to $T_L$ )	6 °C / second max.
Time 25 °C to Peak Temperature	8 minutes max.

\* Tolerance for peak profile temperature ( $T_p$ ) is defined as a supplier minimum and a user maximum.

## Solder Wave Recommendations



## Reliability Tests

Test Items	Reference Standard
Visual Inspection	MIL-STD-883 Method 2009
High Temperature Storage	MIL-STD-202 Method 108
Low Temperature Storage	IEC 60068-2-1
Temperature Cycling	JESD22 Method JA-104
Biased Humidity	MIL-STD-202 Method 103
High Temperature Operating Life	MIL-STD-202 Method 108
Physical Dimension	JESD22 Method JB-100
Mechanical Vibration	MIL-STD-202 Method 204
Mechanical Shock	MIL-STD-202 Method 213
Resistance to Soldering Heat	MIL-STD-202 Method 210
Salt Spray	MIL-STD-202 Method 101
Solderability	MIL-STD-202 Method 208
Terminal Strength	AEC-Q200-006
Board Flex	AEC-Q200-005
Electrical Characterization	Bourns Specification

**BOURNS®**

**Asia-Pacific:**  
Tel: +886-2 2562-4117 • Email: asiacus@bourns.com

**Europe:**  
Tel: +36 88 885 877 • Email: eurocus@bourns.com

**The Americas:**  
Tel: +1-951 781-5500 • Email: americus@bourns.com

[www.bourns.com](http://www.bourns.com)

01/20

Specifications are subject to change without notice.

Users should verify actual device performance in their specific applications.

The products described herein and this document are subject to specific legal disclaimers as set forth on the last page of this document, and at [www.bourns.com/docs/legal/disclaimer.pdf](http://www.bourns.com/docs/legal/disclaimer.pdf).