

## Features

- Slow blow fusing speed
- EIA 1206 (3216 metric) footprint
- AEC-Q200 compliant\*
- UL 248-14 listed
- RoHS compliant\*\* and halogen free\*\*\*

## SF-1206SA-W Series - Automotive Grade Slow Blow SMD Fuses

### Clearing Time Characteristics for Series

% of Current Rating	Clearing Time @ 25 °C	
	Min.	Max.
100 %	4 hours	—
250 %	—	5 seconds

### Additional Information

Click these links for more information:



[PRODUCT](#)



[TECHNICAL LIBRARY](#)



[INVENTORY](#)



[SAMPLES](#)

### Electrical Characteristics

Model	Rated Current (A)	Resistance (Ω) Typ. ****	Rated Voltage	Interrupting Rating	Typical I <sup>2</sup> t (A <sup>2</sup> s) *****	Certifications
						cUL: <a href="#">E198545</a>
SF-1206SA150W-2	1.5	0.05	110 VDC	50 A @ 110 VDC	0.37	✓
SF-1206SA160W-2	1.6	0.043			0.52	✓
SF-1206SA200W-2	2	0.032			0.88	✓
SF-1206SA250W-2	2.5	0.028	65 VDC	50 A @ 65 VDC	1.1	✓
SF-1206SA300W-2	3	0.0224			1.9	✓
SF-1206SA315W-2	3.15	0.0203			2.2	✓
SF-1206SA350W-2	3.5	0.018			2.6	✓
SF-1206SA400W-2	4	0.0161			3.3	✓
SF-1206SA500W-2	5	0.0129	32 VDC	50 A @ 32 VDC	5.4	✓
SF-1206SA630W-2	6.3	0.01			8.9	✓
SF-1206SA700W-2	7	0.0094			10.4	✓
SF-1206SA800W-2	8	0.0084			13.5	✓
SF-1206SA1000W-2	10	0.005			11.2	✓
SF-1206SA1200W-2	12	0.0041			15	✓
SF-1206SA1500W-2	15	0.0035			24.5	✓

\*\*\*\* Resistance value measured with ≤10 % rated current at 25 °C ambient. Tolerance ± 25 %.

\*\*\*\*\* Melting I<sup>2</sup>t calculated at 0.001 second pre-arcing time.



**WARNING Cancer and Reproductive Harm - [www.P65Warnings.ca.gov](http://www.P65Warnings.ca.gov)**

\* Meets Bourns' internal AEC-Q200 equivalent test plan.

\*\* RoHS Directive 2015/863, Mar 31, 2015 and Annex.

\*\*\* Bourns considers a product to be "halogen free" if (a) the Bromine (Br) content is 900 ppm or less; (b) the Chlorine (Cl) content is 900 ppm or less; and (c) the total Bromine (Br) and Chlorine (Cl) content is 1500 ppm or less.

"SinglFuse" is a trademark of Bourns, Inc.

Specifications are subject to change without notice.

Users should verify actual device performance in their specific applications.

The products described herein and this document are subject to specific legal disclaimers as set forth on the last page of this document, and at [www.bourns.com/docs/legal/disclaimer.pdf](http://www.bourns.com/docs/legal/disclaimer.pdf).

# SF-1206SA-W Series – Automotive Grade Slow Blow SMD Fuses

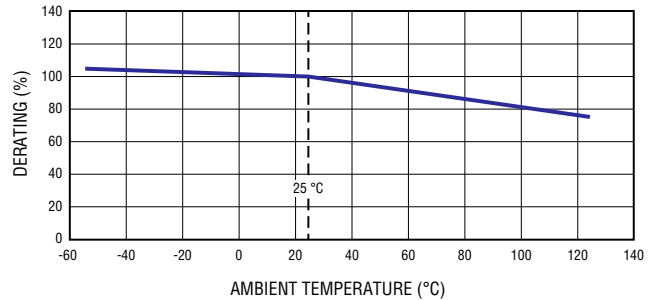


## Environmental Characteristics

Operating Temperature	-55 °C to + 125 °C
Storage Conditions	
Temperature	+5 °C to +35 °C
Humidity	40 % to 75 %
Moisture Sensitivity Level	1
ESD Classification <sup>1</sup>	Class 6

<sup>1</sup>per AEC-Q200-2, HBM

## Current Rating Thermal Derating Curve



## Typical Part Marking

Represents total content. Layout may vary. Markings in blue color.



Rated Current	Part Marking	Rated Current	Part Marking
1.5 A	G	5 A	N
1.6 A	T	6.3 A	O
2 A	I	7 A	P
2.5 A	J	8 A	R
3 A	K	10 A	Q
3.15 A	V	12 A	X
3.5 A	L	15 A	Y
4 A	M		

## How to Order

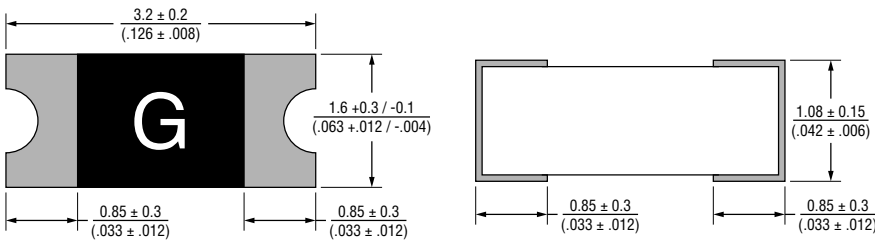
### SF - 1206 S A 150 W - 2

SingIFuse™ \_\_\_\_\_  
 Product Designator \_\_\_\_\_  
 SMD Footprint \_\_\_\_\_  
 1206 = EIA 1206 (3216 metric)  
 Fuse Blow Type \_\_\_\_\_  
 S = Slow Blow  
 Automotive Grade \_\_\_\_\_  
 Rated Current \_\_\_\_\_  
 150 ~ 1500 = 1.5 A ~ 15 A  
 Structure Type \_\_\_\_\_  
 W = Wire Core  
 Packaging Type \_\_\_\_\_  
 - 2 = Tape & Reel

## Packaging

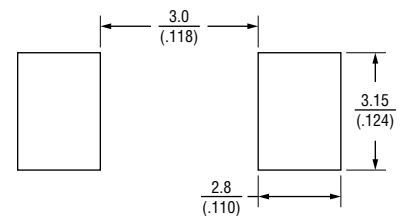
Reel Dimension	7-inch Tape and Reel
Specification	EIA 481-2
Quantity	3,500 pieces
Packaging Code	-2

## Product Dimensions



DIMENSIONS:  $\frac{\text{MM}}{\text{(INCHES)}}$

## Recommended Pad Layout



DIMENSIONS:  $\frac{\text{MM}}{\text{(INCHES)}}$

Specifications are subject to change without notice.

Users should verify actual device performance in their specific applications.

The products described herein and this document are subject to specific legal disclaimers as set forth on the last page of this document, and at [www.bourns.com/docs/legal/disclaimer.pdf](http://www.bourns.com/docs/legal/disclaimer.pdf).