

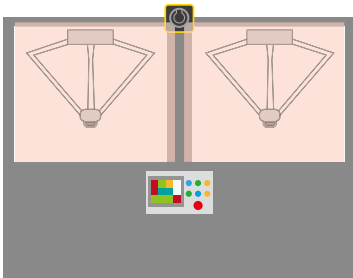


Access Protection

Allows only objects to pass through. Detects the access of humans.

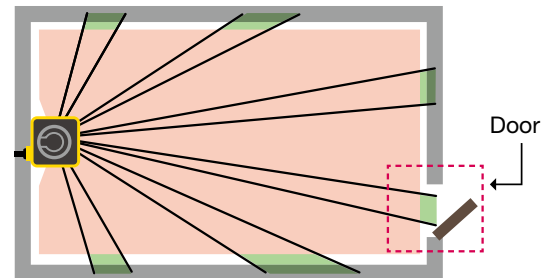


Dual protection function



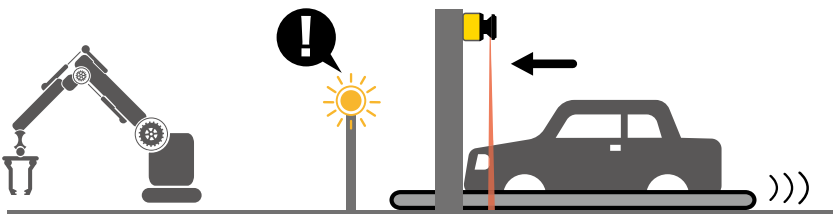
An SE2L can monitor two separate hazardous areas to stop machines when detecting the access of humans. No reflective sensor is necessary, thus eliminating the need of optical axis alignment. Can replace two light curtains.

Ensures safety at positional change

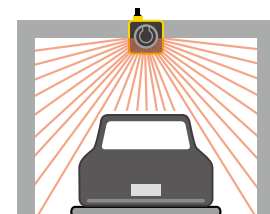


Reference monitoring function ensures safety by detecting the positional change of SE2L or reference boundary, such as a door's opening/closing status.

Ensures safety at entrance of works. Override function enables restart from unintended stop.



By disabling some areas of protection zone, muting function allows objects to enter the hazardous area without stopping the machine.



With override function, when stopped by errors at muting status, the work can be moved easily.



FS1A Safety Controller

A variety of safety products can be connected to the controller equipped with various control logics.



LD6A LED SignalLight Towers

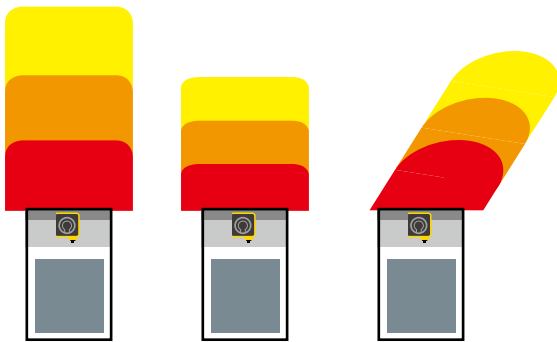
Used to indicate the status of processes. Visible even at a distance.

Collision Avoidance

Protects humans from colliding.
Also prevents loads on from falling.

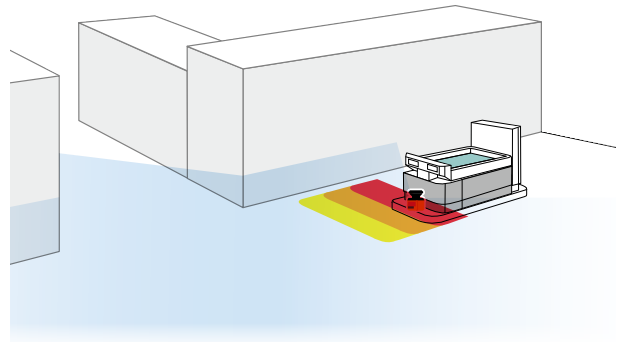


A maximum of 32 area patterns



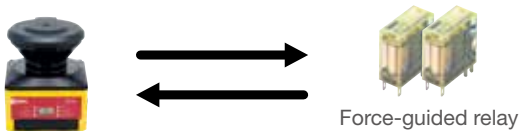
A maximum of 32 area patterns can be configured/switched according to the mobile application such as AGV, ensuring the optimum protection in various applications.

Utilize distance measurement data



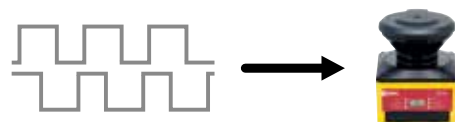
During safety protection, the SE2L can send out distance measurement data through the Ethernet port, in order to obtain the data of the obstacles.

Monitors external output equipment



EDM function monitors the status of external devices, enabling monitoring of welded contacts and such.

Encoder inputs



Pulse signals from an incremental encoder can be sent to the SE2L directly without a controller, enabling to switch areas easily depending on the speed.

IDEC's safety products
for safe and productive
production lines



Emergency Stop Switches
XW/XN/X6

A variety of models to choose from.