

Manual motor starter MS132

Manual motor starters are electromechanical protection devices for the main circuit. They are used mainly to switch motors manually ON/OFF and protect them fuse less against short-circuit, overload and phase failures. Fuse less protection with a manual motor starter saves costs, space and ensures a quick reaction under short-circuit condition, by switching off the motor within milliseconds. Fuse less starter combinations are setup together with contactors.



Description

- Overload protection – trip class 10
- Phase loss sensitivity
- Disconnect function
- Temperature compensation from -25 ... +60 °C
- Adjustable current setting for overload protection
- Suitable for three- and single-phase application
- Trip-free mechanism
- Trip indication
- Clear switch position indication ON/OFF/TRIP
- Lockable handle

Ordering details

MS132 screw terminal



Setting range [A]	Type	Trip class	Order code	Packing unit [Pcs]	Weight [g]
0.10 ... 0.16	MS132-0.16	10A	1SAM350000R1001	1	215
0.16 ... 0.25	MS132-0.25	10	1SAM350000R1002	1	215
0.25 ... 0.40	MS132-0.4	10	1SAM350000R1003	1	215
0.40 ... 0.63	MS132-0.63	10	1SAM350000R1004	1	215
0.63 ... 1.00	MS132-1.0	10	1SAM350000R1005	1	215
1.00 ... 1.60	MS132-1.6	10	1SAM350000R1006	1	265
1.60 ... 2.50	MS132-2.5	10	1SAM350000R1007	1	265
2.50 ... 4.00	MS132-4.0	10	1SAM350000R1008	1	265
4.00 ... 6.30	MS132-6.3	10	1SAM350000R1009	1	265
6.30 ... 10.00	MS132-10	10	1SAM350000R1010	1	265
8.00 ... 12.00	MS132-12	10	1SAM350000R1012	1	310
10.00 ... 16.00	MS132-16	10	1SAM350000R1011	1	310
16.00 ... 20.00	MS132-20	10	1SAM350000R1013	1	310
20.00 ... 25.00	MS132-25	10	1SAM350000R1014	1	310
25.00 ... 32.00	MS132-32	10	1SAM350000R1015	1	310

Note: MS132 with pre-assembled auxiliary contact HKF1-11, please order as follow 1SAM350005Rxxxx

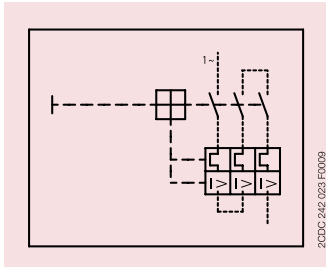
Application

The manual motor starters protect the load and the installation against short-circuit and overload. They are three pole protection devices with thermal tripping elements for overload protection and electro-magnetic tripping elements for short-circuit protection. Furthermore, they provide a disconnect function for safely isolation of the installation and the supply and can be used for the manual switching of loads.

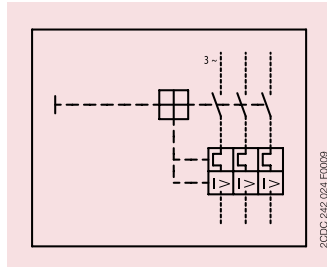
The manual motor starters have a setting scale in Amperes, which allows the direct adjusting of the device without any additional calculation. In compliance with international and national standards, the setting current is the rated current of the motor and not the tripping current (no tripping at $1.05 \times I$, tripping at $1.2 \times I$; I = setting current).

Operation mode

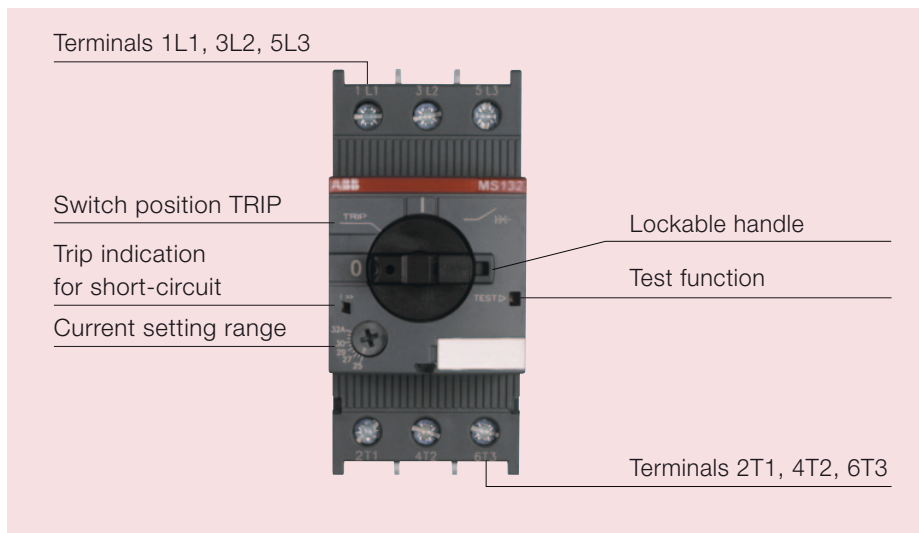
Single-phase operation



Three-phase operation



Connections



Resistance and power losses per phase

Type	Lower value setting range	Upper value setting range	Resistance per phase	Power loss per Phase [W] at	
	[A]	[A]		Lower value of setting range	Upper value of setting range
MS132-0.16	0.10	0.16	66.00	0.7	1.7
MS132-0.25	0.16	0.25	25.50	0.7	1.7
MS132-0.4	0.25	0.40	10.38	0.7	1.7
MS132-0.63	0.40	0.63	4.36	0.7	1.7
MS132-1.0	0.63	1.00	1.605	0.7	1.7
MS132-1.6	1.00	1.60	0.648	0.7	1.7
MS132-2.5	1.60	2.50	0.272	0.7	1.7
MS132-4.0	2.50	4.00	0.106	0.7	1.7
MS132-6.3	4.00	6.30	0.046	0.7	1.7
MS132-10	6.30	10.0	0.024	0.9	2.4
MS132-12	8.00	12.0	0.016	1.0	2.3
MS132-16	10.0	16.0	0.011	1.1	2.8
MS132-20	16.0	20.0	0.0057	1.5	2.3
MS132-25	20.0	25.0	0.0045	1.8	2.8
MS132-32	25.0	32.0	0.0030	1.9	3.1