

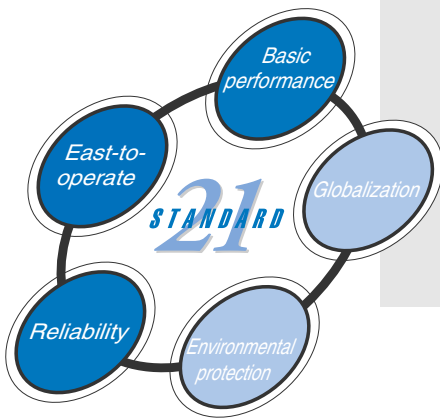
Photoelectric Sensor with Built-in Amplifier

E3Z

For almost all binary-detection applications, you can make selection from the E3Z



CE

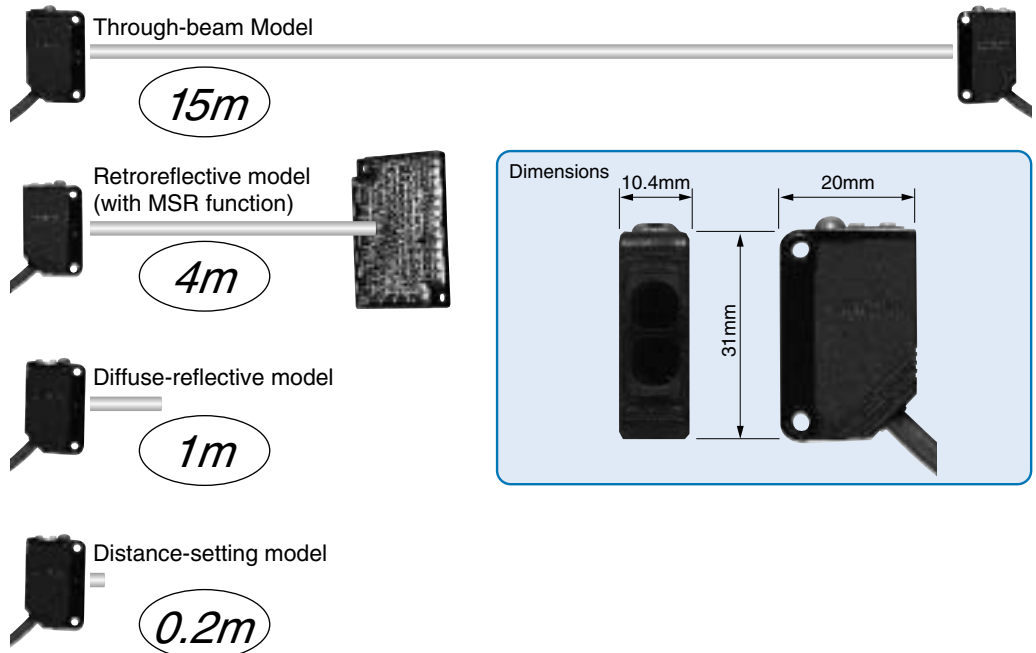


Features

Basic performance

Photoelectric Sensor with built-in amplifier is applicable to a wide variety of lines and ensures a longer sensing distance than any other model.

Lineup of models corresponding to applications (thin beam, transparent, grooved)



Globalization

Meets a variety of international standards, thus allowing use in any country.



Global network with 191 offices in 38 countries. M8-connector, PNP output types that meet international standards are available.

Easy-to-operate

User-friendly Photoelectric Sensor takes all installation and on-site conditions into consideration.

A general-purpose connector ensures easy on-site installation!



The compact and space-saving model can be installed in any location.



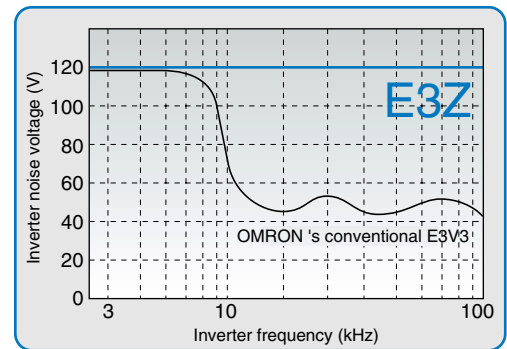
Reliability

Eliminates the influence of installation and on-site conditions, thus increasing the reliability of the line.

Highly water and dust-resistant and ensures easy installation in any location.



Resists common-mode noise generated by inverters.



Stability

E3Z-series reliability covers a wide range of object/background combinations, and ensure stable detection regardless of work-piece color or glossiness.

Foreground Suppression & Background Suppression

