

# FS-927 Series – Small Design for Tight Instrumentation Packages

**Flow Rate Settings:** 0.10 GPM to 1.50 GPM  
**Port Size:** 1/4" NPT  
**Primary Construction Material:** Brass, Stainless Steel  
**Setting Type:** Fixed

Measuring only 1" x 2-3/4", these compact switches are ideal for use where space is at a premium. Designed for use with water and oil, these switches are suitable for high volume OEM applications. They are ideal for coolant or lubricant flow monitoring in portable equipment and many other applications with space constraints.

## Specifications

<b>Wetted Materials</b>	
<b>Housing and Piston</b>	Brass, Stainless Steel
<b>Spring</b>	316 Stainless Steel
<b>Other Wetted Parts</b>	Stainless Steel
<b>Operating Pressure, Maximum</b>	1000 PSIG (69 bar)
<b>Operating Temperature</b>	-20°F to +200°F (-29°C to +93.3°C)
<b>Set Point Accuracy</b>	±15%
<b>Set Point Differential</b>	20% Maximum
<b>Switch*</b>	SPST, 20 VA
<b>Inlet/Outlet Ports</b>	1/4" NPT
<b>Electrical Termination</b>	No. 18 AWG, 24" L., PVC Lead Wires

\*See "Electrical Data" on Page X-5 for more information.

## How To Order – Standard Models

Specify Part Number based on flow setting and switch operation.


**Liquids other than water:** Special calibration is available from Gems for media other than water. Please consult factory with your requirements, including flow media, operating pressure, flow set point and liquid viscosity (SSU).

Flow Settings GPM	Part Numbers		
	Brass		Stainless Steel
	Normally Open @ No Flow	Normally Closed @ No Flow	Normally Open
0.10	70820 ⚡	70826	26969
0.25	70821 ⚡	70827	26970
0.50	70822 ⚡	70828	26971
0.75	70823 ⚡	70829	26972
1.00	70824 ⚡	70830	26973
1.50	70825	70831	26974


Notes:

- Flow settings are calibrated using water @ +70°F on increasing flow, with units in a vertical position (lead wires up).
- Care should be taken by specifiers to ensure fluid compatibility with the above listed wetted materials.
- Use of 50 micron filtration is recommended.

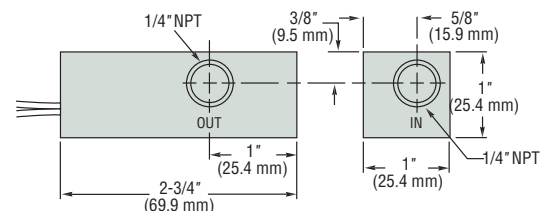
⚡ – Stock Items.



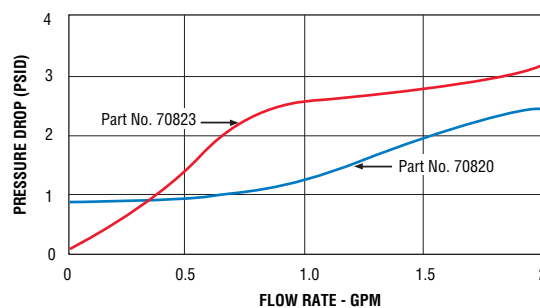
U.L. Recognized —  
 File No. E31926  
 CSA Listed —  
 File No. LR30200



## Dimensions



## Pressure Drop – Typical



Tests conducted with units in vertical position (lead wires up) with water at +70°F (21°C).

FLOW SWITCHES