







Ratings

● E series







Part No.	Type No. of Approved Standards	Rated Functioning Temp. : Tf* ¹ (°C)	Functioning Temp. * ² (°C)	Electrical Rating			Maximum Operating Temp. * ³ (°C)	Holding Temp. : Th* ⁴ (°C)	Maximum Temp. Limit : Tm* ⁵ (°C)	Approved Safety Standards						
				AC/DC	Volt. (V)	Amp. (A)					UL C-UL	CSA	VDE	BEAB	CCC	
EYP05BE101	E101	102	98±3	AC	250	0.5	65	75	200		○	○	○	○	○	○
				AC	125	1.5	60	70		—	○	○	○	○	○	—
				DC	50	3	55	65		—	○	○	○	○	○	—
EYP05BE115	E115	115	110±2	AC	250	0.5	80	95	200		○	○	○	○	○	○
				AC	125	1.5	76	93		—	○	○	○	○	○	—
				DC	50	3	70	84		—	○	○	○	○	○	—
EYP05BE134	E134	134	129 ⁺⁴ ₋₃	AC	250	0.5	90	105	200		○	○	○	○	○	○
				AC	125	1.5	85	100		—	○	○	○	○	○	—
				DC	50	3	70	85		—	○	○	○	○	○	—
EYP05BE138	E138	139	135±3	AC	250	0.5	100	115	200		○	○	○	○	○	○
				AC	125	1.5	95	110		—	○	○	○	○	○	—
				DC	50	4	65	80		—	○	○	○	○	○	—
EYP05BE145	E145	145	141±2	AC	250	0.5	110	125	200		○	○	○	○	○	○
				AC	125	1.5	105	125		—	○	○	○	○	○	—
				DC	50	5	80	95		—	○	○	○	○	○	—

Note: (1) For long lead types add the letter "L" at the end of the part number.

(2) The information of the Approved Safety Standards is furnished as of Jun. 2010.

Approved Safety Standards File No. UL/C-UL:E60271, CSA:1709439(LR67163), VDE:481106-1171-0002, BEAB:C1139, CCC:2011010205464843

● H series

Part No.	Type No. of Approved Standards	Rated Functioning Temp. : Tf* ¹ (°C)	Functioning Temp. * ² (°C)	Electrical Rating			Maximum Operating Temp. * ³ (°C)	Holding Temp. : Th* ⁴ (°C)	Maximum Temp. Limit : Tm* ⁵ (°C)	Approved Safety Standards						
				AC/DC	Volt. (V)	Amp. (A)					UL C-UL	CSA	VDE	BEAB	CCC	
EYP2BH101	H101	102	98±3	AC	250	2	65	75	200		○	○	○	○	○	○
				AC	125	3	60	70		—	○	○	○	○	○	—
				DC	50	3.5	55	65		—	○	○	○	○	○	—
EYP2BH115	H115	115	110±2	AC	250	2	80	90	200		○	○	○	○	○	○
				AC	125	3	76	86		—	○	○	○	○	○	—
				DC	50	3.5	74	84		—	○	○	○	○	○	—
EYP2BH134	H134	134	129 ⁺⁴ ₋₃	AC	250	2	90	95	200		○	○	○	○	○	○
				AC	125	3	70	85		—	○	○	○	○	○	—
				DC	50	3.5	65	80		—	○	○	○	○	○	—
EYP2BH138	H138	139	135±3	AC	250	2	100	105	200		○	○	○	○	○	○
				AC	125	3	80	95		—	○	○	○	○	○	—
				DC	50	3.5	75	90		—	○	○	○	○	○	—
EYP2BH145	H145	145	141±2	AC	250	2	110	125	200		○	○	○	○	○	○
				AC	125	3	100	115		—	○	○	○	○	○	—
				DC	50	4.5	85	100		—	○	○	○	○	○	—

Note: (1) The information of the Approved Safety Standards is furnished as of Jun. 2010.

Approved Safety Standards File No. UL/C-UL:E60271, CSA:1709435(LR67163), VDE:481106-1171-0004, BEAB:C1140, CCC:2011010205464844

Ratings

● MP series

Part No.	Rated Functioning Temp. : Tf *1 (°C)	Functioning Temp. *2 (°C)	Electrical Rating			Maximum Operating Temp. *3 (°C)	Holding Temp. : Th *4 (°C)	Maximum Temp. Limit : Tm *5 (°C)	Approved Safety Standards
			AC/DC	Volt. (V)	Amp. (A)				UL
EYP2MP092AFT	92	88 ⁺³ ₋₄	DC	32	2	55	60	135	○
EYP2MP098AFT	98	94 ⁺³ _{-2.5}	DC	32	2	60	65	135	○

Note: (1) The information of the Approved Safety Standards is furnished as of Jun. 2010.
Approved Safety Standards File No. UL:E60271

● MU series


Part No.	Rated Functioning Temp. : Tf *1 (°C)	Functioning Temp. *2 (°C)	Electrical Rating			Maximum Operating Temp. *3 (°C)	Holding Temp. : Th *4 (°C)	Maximum Temp. Limit : Tm *5 (°C)	Approved Safety Standards
			AC/DC	Volt. (V)	Amp. (A)				UL
EYP4MU092GFD	92	89 ⁺³ ₋₄	DC	32	4	55	55	135	○

Note: (1) The information of the Approved Safety Standards is furnished as of Jun. 2010.
Approved Safety Standards File No. UL:E60271

*1 Rated Functioning Temperature (Tf)

The temperature at which a TCO changes its state of conductivity to open circuit with loading detection current only.

Tolerance;

 ; ±7 °C

UL, CSA, VDE, BEAB, CCC; -10°C

*2 Functioning Temperature (Fusing-off temperature)

The functioning temperature at which a TCO changes its state of conductivity to open circuit in the ambient air oven which increases temperature by 1 °C per minute and with loading the detective current 0.1 A or less.

*3 Maximum Operating Temperature

The maximum temperature at which a TCO can be maintained while conducting rated current for 1000 h.

For details please refer to specification.

*4 Holding Temperature (Th)

The maximum temperature at which a TCO can be maintained while conducting rated current for 168 h which will not cause a change in state of conductivity to open circuit.

*5 Maximum Temperature Limit (Tm)

The maximum temperature at which a TCO can maintains its mechanical and electrical properties without closing again for 10 minutes after a TCO has changed its state of conductivity.