

Sensing Accessories

Mounting Brackets

page 370

- Using the right bracket ensures optimum performance from your Banner sensors.
- Stainless steel and reinforced thermoplastic polyester mounts reduce installation time and lower total installed cost.
- Choice includes angled, through-hole brackets and split-clamp models that mount to a flat surface.
- Versatile swivel-mount models mount flat and have an adjustable ball to position the sensor at any angle.
- Custom brackets can be designed for your unique applications.



Quick-Disconnect (QD) Cables

page 410

- Allow sensors to be replaced or moved quickly, minimizing downtime.
 - Pico- (M8), Euro- (M12), and Mini-styles are available for dc powered sensors.
 - Micro- and Mini-styles are available for ac powered sensors.
 - Choose straight or right-angle connectors.



Retroreflectors and Tape

page 425

- Banner offers a complete line of high-quality acrylic targets, high-temperature targets and adhesive-backed retroreflective tapes (not shown).
- Numerous sizes, shapes and mounting options meet your application requirements.
- New high-reflectivity models dramatically increase sensing ranges, with reflectivity factors up to 3x.
- Maximum temperature ratings range from 50° to 480° C.
- Various mounting options are available.



Harsh Duty Enclosures & Lens Shields

page 436

- Lens shields protect emitter/receiver from impact and contamination.
- Tubular enclosures guard entire EZ-ARRAY™ emitter/receiver in washdown environments.
- Heated enclosures protect MINI-ARRAY® emitter/receiver in outdoor environments.



Miscellaneous

Stands and Mounting Systems	page 441
Apertures and Aperture Kits	443
Replacement Lens Assemblies	445
Alignment Tools	446
Power Supplies & Interface Modules	447

BRACKETS














CABLES

RETROREFLECTORS

ENCLOSURES/
LENS SHIELDS

MISCELLANEOUS

Banner Bracket Selection Chart

Sensor	Used With						
WORLD-BEAM® Q12 page 46 	SMBQ12A page 393	SMBQ12T page 394					
T8 page 49 	SMB8MM page 383						
MINI-BEAM®2 page 52 	SMBQS12PD page 396	SMBQ12S page 396					
M12 page 55 	SMBQS12PD page 396						
VS1 page 58 	SMBVS1S page 400	SMBVS1SC page 400	SMBVS1T page 401	SMBVS1TC page 401			
VS2 page 61 	SMBVS2RA page 401						
VS3 page 64 	SMBVS3S page 401	SMBVS3T page 402					
VS4 page 67 	SMBVS4SRA page 402						
WORLD-BEAM® QS18 page 70 	SMB18A page 377	SMB18FA page 377	SMB18FM page 377	SMB18Q page 377	SMB18SF page 378	SMB18UR page 378	SMB3018SC page 378
	SMB30SK page 380	SMB30SUS page 380	SMB312PD page 381	SMB312S page 380	SMB4050YL page 381	SMB46A page 381	SMB46L page 382
	SMB46S page 382	SMB46U page 382	SMBAMS18P page 384	SMBAMS18RA page 384	SMBQS18A page 397	SMBQS18AF page 397	SMBQS18DIN page 397
	SMBQS18RA page 397	SMBQS18Y page 398	SMBQS18YL page 398	SMH241F page 402			
MINI-BEAM® page 79 	SMB18A page 377	SMB18FA page 377	SMB18Q page 377	SMB18SF page 378	SMB18UR page 378	SMB3018SC page 378	SMB30SK page 380
	SMB30SUS page 380	SMB312B page 380	SMB312PD page 381	SMB312S page 380	SMB46L page 382	SMB46S page 382	SMB46U page 382
	SMBAMS18P page 384	SMBAMS18RA page 384	SMH241F page 402				
WORLD-BEAM® Q20 page 92 	SMBQ20 page 394	SMBQ20L page 395	SMBQ20LV page 395	SMBQ20U page 395			
S18 page 95 	SMB18A page 377	SMB18FA page 377	SMB18FM page 377	SMB18Q page 377	SMB18SF page 378	SMB18UR page 378	SMB3018SC page 378
	SMB30SK page 380	SMB312PD page 381	SMB46A page 381	SMBAMS18P page 384	SMBAMS18RA page 384		
M18 page 95 	SMB18A page 377	SMB18FA page 377	SMB18FM page 377	SMB18Q page 377	SMB18SF page 378	SMB18UR page 378	SMB3018SC page 378
	SMB30SK page 380	SMB312PD page 381	SMB30SK page 380	SMB312PD page 381	SMBAMS18P page 384	SMBAMS18RA page 384	

BRACKETS
CABLES
RETROREFLECTORS
ENCLOSURES/
LENS SHIELDS
MISCELLANEOUS