

Miniature Fuse, 6.3 x 32 mm, Time-Lag T, Sand, 250 VAC



1 - 8 A



10 - 32 A

250 VAC · Time-Lag T



Description

- Available on request
- H = High Breaking Capacity
- UL Standard Fuse

Standards

- UL 248-14
- CSA C22.2 no. 248.14

Approvals

- UL File Number: E42088


References

We recommend for new applications the type SHT 6.3x32

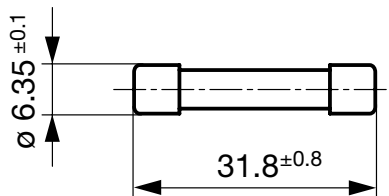
Weblinks

[pdf datasheet](#), [html-datasheet](#), [General Product Information](#), [Packaging details](#), [Approvals](#), [CE declaration of conformity](#), [RoHS](#), [CHINA-RoHS](#), [REACH](#), [Distributor-Stock-Check](#), [Detailed request for product](#)

Technical Data

Rated Voltage	150 - 250 VAC, 48 - 63 VDC
Rated current	0.5 - 32 A
Breaking Capacity	1 kA - 20 kA
Characteristic	Time-Lag T
Mounting	Fuseholder / Clip
Admissible Ambient Air Temp.	-40 °C to 85 °C
Climatic Category	40/085/21 acc. to IEC 60068-1
Material: Tube	Glass with sand filling (1-8 A), ceramic with sand filling (10-32 A)
Material: Endcaps	Nickel-Plated Copper Alloy
Unit Weight	2.45 g
Storage Conditions	0 °C to 60 °C, max. 70% r.h.
Product Marking	 , Rated current, Rated Voltage, Characteristic, Approvals

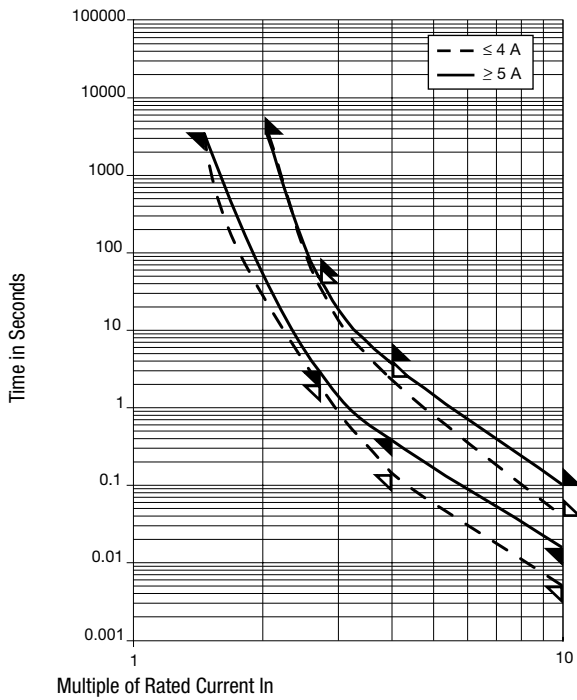
Dimension




Pre-Arcing Time

Rated Current I _n	1.1 x I _n min.	1.9 x I _n max.	2.1 x I _n max.	2.75 x I _n min.	2.75 x I _n max.	4.0 x I _n min.	4.0 x I _n max.	10.0 x I _n min.	10.0 x I _n max.
0.5 A - 4 A	>4 h		60 min	2 s	40 s	150 ms	2.5 s	5 ms	40 ms
5 A - 16 A	>4 h	60 min		3 s	50 s	400 ms	4 s	15 ms	100 ms
20 A - 25 A		60 min		3 s	50 s	400 ms	4 s	15 ms	100 ms
32 A		60 min							

Time-Current-Curves



All Variants

Rated Current [A]	Rated Voltage [VAC]	Breaking Capacity	Voltage Drop 1.0 I _n max. [mV]	Voltage Drop 1.0 I _n typ. [mV]	Power Dissipation 1.5 I _n typ. [mW]	Melting I ² t 10.0 Intyp. [A ² s]		Order Number
0.5	250	1)	2500	2400	3100	0.3	●	0001.2521
0.63	250	1)	2000	560	900	0.3	●	0001.2522
0.8	250	1)	1200	490	1000	0.5	●	0001.2523
1	250	1)	900	350	900	2.4	●	0001.2524
1.25	250	1)	700	170	500	2.5	●	0001.2525
1.6	250	1)	500	240	1000	4.2	●	0001.2526
2	250	1)	400	200	1100	13	●	0001.2527
2.5	250	1)	350	150	1000	18	●	0001.2528
3.15	250	1)	300	160	1500	33	●	0001.2529
4	250	1)	250	130	1500	53	●	0001.2530
5	250	1)	250	110	1500	127	●	0001.2531
6.3	250	1)	250	110	1900	224	●	0001.2532
8	250	1)	200	70	1600	360	●	0001.2533
10	250	1)	200	70	2000	805	●	0001.2534
12.5	250	2)	200	70	2300	1024	●	0001.2535
16	250	2)	150	70	3800	1690	●	0001.2536
20	250	2)	150	70	4300	2670	●	0001.2537
25	150	3)	150	70	5100	1390	●	0001.2538
32	150	4)	150	70	8600	2600	●	0001.2539

Availability for all products can be searched real-time: <http://www.schurter.com/Stock-Check/Stock-Check-SCHURTER>

Rated Current [A]	Rated Voltage [VAC]	Breaking Capacity	Voltage Drop 1.0 I _n max. [mV]	Voltage Drop 1.0 I _n typ. [mV]	Power Dissipation 1.5 I _n typ. [mW]	Melting I ² t 10.0 Intyp. [A ² s]	Order Number
-------------------	---------------------	-------------------	---	---	--	---	--------------



- 1) IEC: 1500 A @ 250 VAC, p.f. = 0.7 - 0.8
- 1) UL: 1500 A @ 250 VAC, p.f. = 0.7 - 0.8 / 10 kA @ 125 VAC, p.f. = 0.7 - 0.8 / 20 kA @ 63 VDC
- 2) UL: 1000 A @ 250 VAC, p.f. = 0.95 - 1,0 / 20 kA @ 63 VDC
- 3) UL: 1000 A @ 150 VAC, p.f. = 0.95 - 1,0 / 20 kA @ 63 VDC
- 4) UL: 1000 A @ 150 VAC, p.f. = 0.95 - 1,0 / 20 kA @ 48 VDC

Packaging Unit Small Box Pack (10 pcs.)