


## 400Vdc/500-600Vac Time-Delay 5x20mm Fuses S505H Series



### Description

400Vdc/500-600Vac Time-delay 5x20mm ceramic tube fuses with electroplated end caps. The S505H Series provides higher voltage ratings and breaking capacities than standard IEC 60127-2 fuses.

### Features

- Time-delay, high breaking capacity
- 5 x 20mm physical size
- Ceramic tube with plated end cap construction
- Designed to IEC 60127-2, Standard, Sheet 5
- RoHS Compliant, lead free and halogen free
- Optional axial leads available

### Specifications

Catalog Number	Voltage Rating Vac	Max. Voltage Rating <sup>1</sup>		Interrupting Rating (A) <sup>2</sup> Under			Typical DC Cold Resistance Ω <sup>3</sup>	Typical Voltage Drop (mV) <sup>4</sup>	Typical Value I <sup>2</sup> t (A <sup>2</sup> s) <sup>5</sup>	Agency Approvals					
		AC	DC	250 Vac	Max Volts	400 Vdc				250Vac					
										TUV <sup>6</sup>	CQC <sup>6</sup>	CCC <sup>6</sup>	PSE/JET	cURus <sup>7</sup>	
S505H-500-R	250	600	400	1500	100	1500	0.507	295	0.188						x
S505H-800-R	250	600	400	1500	100	1500	0.237	189	0.632						x
S505H-1-R	250	600	400	1500	100	1500	0.14	153	1.28				X		x
S505H-1.25-R	250	600	400	1500	100	1500	0.108	150	2.22				X		x
S505H-1.6-R	250	600	400	1500	100	1500	0.07	125	6.78				X		x
S505H-2-R	250	600	400	1500	100	1500	0.055	128	11.44	X		X	X		x
S505H-2.5-R	250	600	400	1500	100	1500	0.04	126	24.23	X		X	X		x
S505H-3.15-R	250	600	400	1500	100	1500	0.031	121	43.55	X		X	X		x
S505H-4-R	250	600	400	1500	100	1500	0.019	90	38.45	X		X	X		x
S505H-5-R	250	600	400	1500	100	1500	0.015	89	71.3	X		X	X		x
S505H-6.3-R	250	500	400	1500	100	1500	0.011	80	111.4	X		X	X		x
S505H-8-R	250	500	400	1500	100	1500	0.007	76	228.2	X	X		X		x
S505H-10-R	250	500	400	1500	100	1500	0.006	72	349.5	X	X		X		x

1. Max. Voltage rating: Base on the breaking capacity test according to UL.  
 2. - Breaking Capacity of 250VAC/1500A is tested by all agency approvals, test condition is 250Vac, PF: 0.7-0.8.  
 - Breaking Capacity of Max. voltage is tested by UL, PF:1.  
 - Breaking Capacity Test of DC is tested by UL under Capacitor Bank 4800mF (for 400V, 1500A), 2400mF (for 400V, 500A).

### Applications

- Power supplies - adapters
- Desktops/notebooks
- TVs / Displays
- Set top boxes
- Lighting ballasts
- Battery chargers
- Printers B-SS 5MM fuse 2007-02
- Game systems
- Air conditioners

### Agency Information

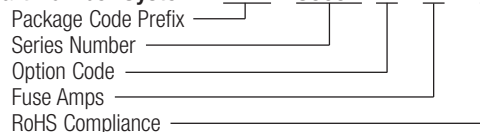
#### S505H-XXX-R (Ferrule)

- cURus approval: Guide JFHR2, File E56412 and Guide JFHR8, File E56412
- CCC: 2A-4A, Cert. No.: 2010010207395946; 5A-6.3A Cert. No.: 2010010207390567
- CQC Approval: 8A-10A, Cert. No.: CQC10012043350
- TUV Approval: 2A-10A, Cert. No.: R50172128
- PSE Approval: 1A-5A, Cert. No.: JET1641-31003-1009; 6.3A-10A, Cert. No.: JET1641-31003-1011,

#### S505H-V-XXX-R (Axial Leads)

- PSE Approval: 1A-5A, Cert. No.: JET1641-31003-1010; 6.3A-10A, Cert. No.: JET1641-31003-1012
- cURus approval: Guide JFHR2, File E56412 and Guide JFHR8, File E56412

### Part Number System: TR2- S505H -V -2 -R

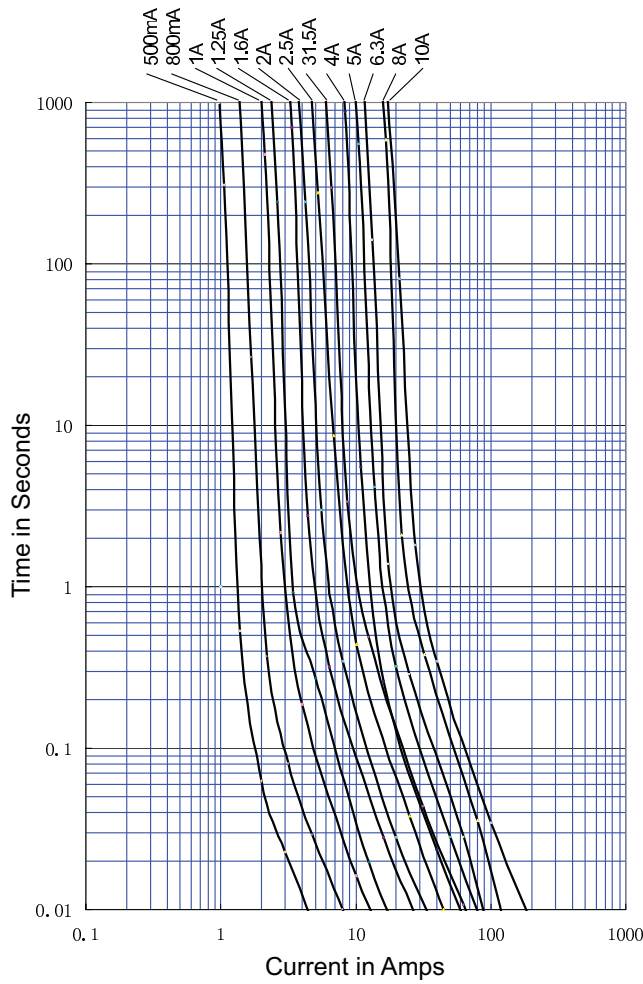


### Ordering

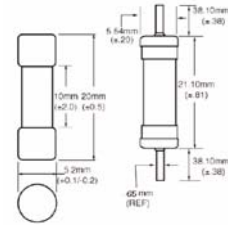
Specify product by package code prefix and option code.

Electrical Characteristics										
Amps	1.5I <sub>n</sub>		2.1I <sub>n</sub>		2.75I <sub>n</sub>		4I <sub>n</sub>		10I <sub>n</sub>	
	Min	Max	Min	Max	Min	Max	Min	Max	Min	Max
<1A	>60	<30	>250	<80	>50	<5	>5	<150		
1A-3.15A	>60	<30	>750	<80	>95	<5	>10	<150		
4A-6.3A	>60	<30	>750	<80	>150	<5	>10	<150		
8A-10A	>30	<30	>750	<80	>150	<5	>10	<150		

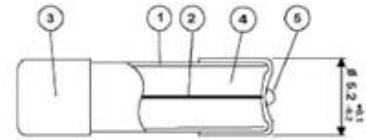
**Time-Current Curves**



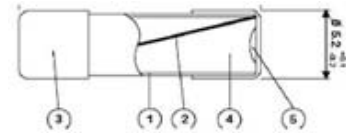
**Dimensions - mm**



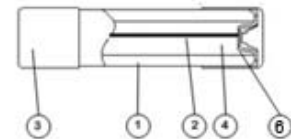
**Construction**



**500-800mA**

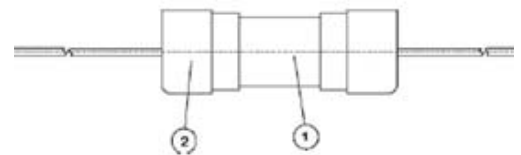


**1-1.6 Amps**



**2 Amps & Above**

- 1. Ceramic Tube
- 2. Wire Fuse Element
- 3. Plated Fuse Cap
- 4. Filler
- 5. Solder
- 6. Eyelet

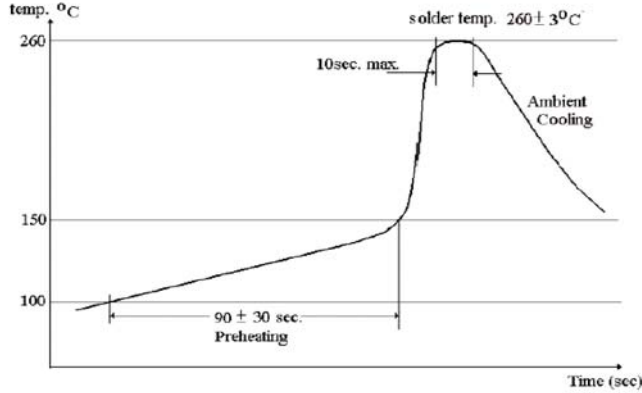


**Axial Leaded Versions**

- 1. S505H-XXX-R
- 2. Axial Leaded Cap

**Wave Soldering Parameters**

Note: These devices are NOT recommended for IR or convection reflow processes.



- Reservoir Temperature: 260°C ± 3°C
- Soldering Time: 10 seconds max.

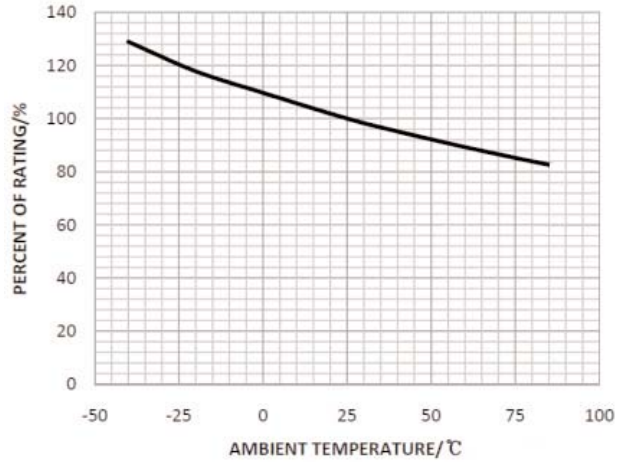
**Recommended Hand Solder Parameters**

- Soldering Iron Tip Temperature: 350°C ± 5°C
- Heating Time: 5 seconds max.

**Operating Temperature Range**

- -40°C to +85°C (see temperature derating curve below for percentage of fuse rating per ambient temperature)

**Temperature Derating Curve**



Packaging Code	
Packaging Code Prefix	Description
BK-	100 fuses packed into a cardboard carton with flaps folded
BK1-	1000 fuses packed into a poly bag
TR2-	1500 axial leaded fuses on tape and reel
Option Code	
Option Code	Description
-V	Axial leads – copper tinned wire with nickel plated brass end caps
-R	RoHS compliant version

The only controlled copy of this Data Sheet is the electronic read-only version located on the Cooper Bussmann Network Drive. All other copies of this document are by definition uncontrolled. This bulletin is intended to clearly present comprehensive product data and provide technical information that will help the end user with design applications. Cooper Bussmann reserves the right, without notice, to change design or construction of any products and to discontinue or limit distribution of any products. Cooper Bussmann also reserves the right to change or update, without notice, any technical information contained in this bulletin. Once a product has been selected, it should be tested by the user in all possible applications.

Life Support Policy: Cooper Bussmann does not authorize the use of any of its products for use in life support devices or systems without the express written approval of an officer of the Company. Life support systems are devices which support or sustain life, and whose failure to perform, when properly used in accordance with instructions for use provided in the labeling, can be reasonably expected to result in significant injury to the user.