

5 × 20mm Fuses

Glass Tube



RoHS
Compliant

Features

- Time-delay, low breaking capacity
- Optional axial leads available
- 5 × 20mm physical size
- Glass tube, nickel-plated brass end cap construction
- Designed to IEC 60127-2/3 (32mA to 10A) and extensions : 12.5A to 15A
- Operating Temperature: -40°C to +125°C

MCF06G Electrical Characteristics							
I_n	$2.1 I_n$	$2.75 I_n$		$4 I_n$		$10 I_n$	
	Max.	Min.	Max.	Min.	Max.	Min.	Max.
32mA - 100mA	2 min.	200ms	10s	40ms	3s	10ms	300ms
125mA - 6.3A		600ms		150ms		20ms	
8A - 15A							

Specification Table

Part Number	Voltage Rating V AC	Interrupting Rating (Amperes) at Rated Voltage (50 Hz) V AC	Typical DC Cold Resistance (W)*	Typical Melting I^2t (Amperes)	Typical Voltage Drop (mV)‡
MCF06G-32MA	250	35	21	0.0051	1050
MCF06G-40MA	250	35	13.9	0.0072	920
MCF06G-50MA	250	35	9.24	0.0095	800
MCF06G-63MA	250	35	6.96	0.021	760
MCF06G-80MA	250	35	4.42	0.038	580
MCF06G-100MA	250	35	2.8	0.045	490
MCF06G-125MA	250	35	1.97	0.063	390
MCF06G-160MA	250	35	1.27	0.093	320
MCF06G-200MA	250	35	1	0.114	340
MCF06G-250MA	250	35	0.64	0.265	270
MCF06G-315MA	250	35	0.45	0.621	250
MCF06G-400MA	250	35	0.31	0.872	210
MCF06G-500MA	250	35	0.183	0.827	140
MCF06G-630MA	250	35	0.186	1.33	150
MCF06G-800MA	250	35	0.129	2.78	75
MCF06G-1A	250	35	0.0757	6.45	87.5
MCF06G-1.25A	250	35	0.06	10.05	86
MCF06G-1.6A	250	35	0.0425	21.7	82



5 × 20mm Fuses

Glass Tube



Part Number	Voltage Rating V AC	Interrupting Rating (Amperes) at Rated Voltage (50 Hz) V AC	Typical DC Cold Resistance (W)*	Typical Melting I ² t (Amperes)	Typical Voltage Drop (mV)‡
MCF06G-2A	250	35	0.03325	31.6	77
MCF06G-2.5A	250	35	0.0255	59.4	72.5
MCF06G-3.15A	250	35	0.0185	96.4	68.5
MCF06G-4A	250	40	0.0139	71.8	67
MCF06G-5A	250	50	0.00985	142.5	60.5
MCF06G-6.3A	250	63	0.0071	237.6	54
MCF06G-10A	250	100	0.005	450	54

* DC cold resistance (measured at <10% of rated current).

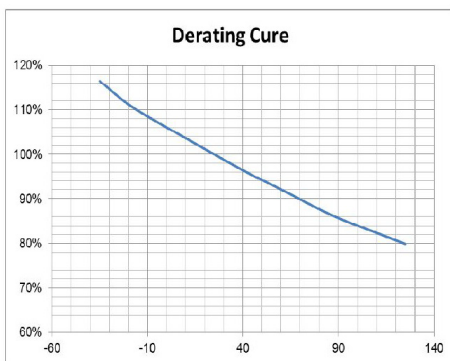
‡ Typical voltage drop (voltage drop was measured at 20°C ambient temperature at rated current).

Temperature Derating Curve

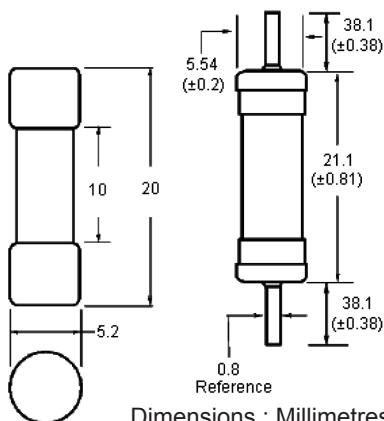
Normal Operating Temperature : 25°C ±2°C

Operating Temperature : -40°C to 125°C with proper correction factor applied

Correction Factor Chart



Drawing Not to Scale



Ratings above 4A have a 0.81mm diameter lead

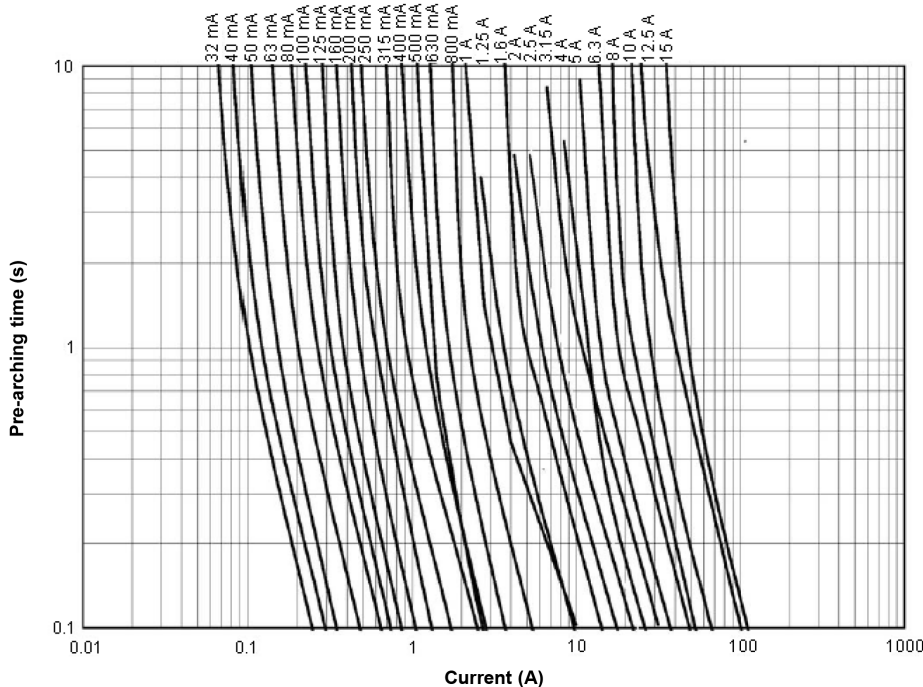
Dimensions : Millimetres



5 × 20mm Fuses Glass Tube



Nominal Time-Current Characteristics of MCF06G-R



Part Number Table

Description	Part Number
Fuse, Antisurge, Glass, 1.25A	MCF06G-1.25A
Fuse, Antisurge, Glass, 1.6A	MCF06G-1.6A
Fuse, Antisurge, Glass, 100mA	MCF06G-100MA
Fuse, Antisurge, Glass, 10A	MCF06G-10A
Fuse, Antisurge, Glass, 125mA	MCF06G-125MA
Fuse, Antisurge, Glass, 160mA	MCF06G-160MA
Fuse, Antisurge, Glass, 1A	MCF06G-1A
Fuse, Antisurge, Glass, 2.5A	MCF06G-2.5A
Fuse, Antisurge, Glass, 200mA	MCF06G-200MA
Fuse, Antisurge, Glass, 250mA	MCF06G-250MA
Fuse, Antisurge, Glass, 2A	MCF06G-2A
Fuse, Antisurge, Glass, 3.15A	MCF06G-3.15A
Fuse, Antisurge, Glass, 315mA	MCF06G-315MA

Description	Part Number
Fuse, Antisurge, Glass, 32mA	MCF06G-32MA
Fuse, Antisurge, Glass, 400mA	MCF06G-400MA
Fuse, Antisurge, Glass, 40mA	MCF06G-40MA
Fuse, Antisurge, Glass, 4A	MCF06G-4A
Fuse, Antisurge, Glass, 500mA	MCF06G-500MA
Fuse, Antisurge, Glass, 50mA	MCF06G-50MA
Fuse, Antisurge, Glass, 5A	MCF06G-5A
Fuse, Antisurge, Glass, 6.3A	MCF06G-6.3A
Fuse, Antisurge, Glass, 630mA	MCF06G-630MA
Fuse, Antisurge, Glass, 63mA	MCF06G-63MA
Fuse, Antisurge, Glass, 800mA	MCF06G-800MA
Fuse, Antisurge, Glass, 80mA	MCF06G-80MA

Important Notice : This data sheet and its contents (the "Information") belong to the members of the Premier Farnell group of companies (the "Group") or are licensed to it. No licence is granted for the use of it other than for information purposes in connection with the products to which it relates. No licence of any intellectual property rights is granted. The Information is subject to change without notice and replaces all data sheets previously supplied. The Information supplied is believed to be accurate but the Group assumes no responsibility for its accuracy or completeness, any error in or omission from it or for any use made of it. Users of this data sheet should check for themselves the Information and the suitability of the products for their purpose and not make any assumptions based on information included or omitted. Liability for loss or damage resulting from any reliance on the Information or use of it (including liability resulting from negligence or where the Group was aware of the possibility of such loss or damage arising) is excluded. This will not operate to limit or restrict the Group's liability for death or personal injury resulting from its negligence. Multicomp is the registered trademark of the Group. © Premier Farnell Limited 2016.

