

# Super OMEGACLAD® XL Probes

## Very Low Drift at High Temperatures

## Super Accurate, Super Stable, Super Value—Standard Dimensions

- ✓ For Use Up to 1335°C (2440°F)
- ✓ Excellent Long-Term Stability at High Temperatures
- ✓ Larger Diameter Available (Consult Sales)



Universal connector and clamp included



Standard Dimension—Quick-Connect Probes

**To Order Visit [omega.com/kmqxl\\_nmql](http://omega.com/kmqxl_nmql) for Pricing and Details**

ANSI Color Code/Alloy	Sheath Dia. inches	Model Number ANSI Color Code
<b>MOLDED STANDARD CONNECTOR</b>		
<b>K</b> CHROME <sup>®</sup> GA <sup>®</sup> -ALOMEGA <sup>®</sup> XL Sheath	1/16"	KQXL-116[*]
	1/8"	KQXL-18[*]
	3/16"	KQXL-316[*]
	1/4"	KQXL-14[*]
<b>N</b> OMEGA <sup>®</sup> -P <sup>®</sup> -OMEGA <sup>®</sup> -N <sup>®</sup> XL Sheath	1/16"	NQXL-116[*]
	1/8"	NQXL-18[*]
	3/16"	NQXL-316[*]
	1/4"	NQXL-14[*]
<b>MINIATURE CONNECTOR</b>		
<b>K</b> CHROME <sup>®</sup> GA <sup>®</sup> -ALOMEGA <sup>®</sup> XL Sheath	0.010"	KMQXL-010[*]
	0.020"	KMQXL-020[*]
	0.032"	KMQXL-032[*]
	0.040"	KMQXL-040[*]
	0.062"	KMQXL-062[*]
	0.125"	KMQXL-125[*]
<b>N</b> OMEGA <sup>®</sup> -P <sup>®</sup> -OMEGA <sup>®</sup> -N <sup>®</sup> XL Sheath	0.020"	NMQXL-020[*]
	0.032"	NMQXL-032[*]
	0.040"	NMQXL-040[*]
	0.062"	NMQXL-062[*]
	0.125"	NMQXL-125[*]

Standard Dimension—Transition Junction Probes

Miniature style

**To Order Visit [omega.com/kmqxl\\_nmql](http://omega.com/kmqxl_nmql) for Pricing and Details**

ANSI Color Code/Alloy	Sheath Dia. inches	Model Number ANSI Color Code
<b>HEAVY DUTY TRANSITION JUNCTION PROBE</b>		
<b>K</b> CHROME <sup>®</sup> GA <sup>®</sup> -ALOMEGA <sup>®</sup> XL Sheath	1/16"	TJ36-CAXL-116[*]-[**]
	1/8"	TJ36-CAXL-18[*]-[**]
	3/16"	TJ36-CAXL-316[*]-[**]
	1/4"	TJ36-CAXL-14[*]-[**]
	5/16"	TJ36-CAXL-516[*]-[**]
	3/8"	TJ36-CAXL-38[*]-[**]
<b>N</b> OMEGA <sup>®</sup> -P <sup>®</sup> -OMEGA <sup>®</sup> -N <sup>®</sup> XL Sheath	1/16"	TJ36-NNXL-116[*]-[**]
	1/8"	TJ36-NNXL-18[*]-[**]
	3/16"	TJ36-NNXL-316[*]-[**]
	1/4"	TJ36-NNXL-14[*]-[**]
	5/16"	TJ36-NNXL-516[*]-[**]
	3/8"	TJ36-NNXL-38[*]-[**]
<b>MINIATURE TRANSITION JUNCTION PROBE</b>		
<b>K</b> CHROME <sup>®</sup> GA <sup>®</sup> -ALOMEGA <sup>®</sup> XL Sheath	0.010"	KMTXL-010[*]-[**]
	0.020"	KMTXL-020[*]-[**]
	0.032"	KMTXL-032[*]-[**]
	0.040"	KMTXL-040[*]-[**]
	0.062"	KMTXL-062[*]-[**]
	0.125"	KMTXL-125[*]-[**]
<b>N</b> OMEGA <sup>®</sup> -P <sup>®</sup> -OMEGA <sup>®</sup> -N <sup>®</sup> XL Sheath	0.020"	NMTXL-020[*]-[**]
	0.032"	NMTXL-032[*]-[**]
	0.040"	NMTXL-040[*]-[**]
	0.062"	NMTXL-062[*]-[**]
	0.125"	NMTXL-125[*]-[**]

**Note:** Probes with 0.032" diameter and larger are supplied with molded transition joints. Stripped leads standard. Smaller-sized probes are supplied with stainless steel transition joints.

[\*]Specify junction type: "G" (Grounded), "E" (Exposed) or "U" (Ungrounded).


[\*\*]Specify length in inches: "6", "12", "18" or "24".

For a male straight M8 plug add "M8-S-M" to the model number and additional cost to the price, for a male straight M12 plug add "M12-S-M" to the model number and additional cost to the price. For a male right-angled M8 plug add "M8-R-M" to the model number and additional cost to the price, for a male right-angled M12 plug add "M12-S-M" to the model number and additional cost to the price.

**Ordering Example for Quick-Connect Probes:** KQXL-18U-12, molded quick-connect probe, Type K (CHROME<sup>®</sup>GA<sup>®</sup>-ALOMEGA<sup>®</sup>), SUPER OMEGACLAD<sup>®</sup> XL sheath, 1/8" OD, ungrounded junction, 12".

**Ordering Example for Transition Junction Probes:** TJ36-CAXL-14G-12, heavy-duty transition junction probe, Type K (CHROME<sup>®</sup>GA<sup>®</sup>-ALOMEGA<sup>®</sup>), SUPER OMEGACLAD<sup>®</sup> XL sheath, 1/4" OD, grounded junction, 12".

### Dual Elements



The probes shown on this page are also available in our dual element configuration. Please contact the Sales Department at 1-800-TC-OMEGA for more details.

Miniature size

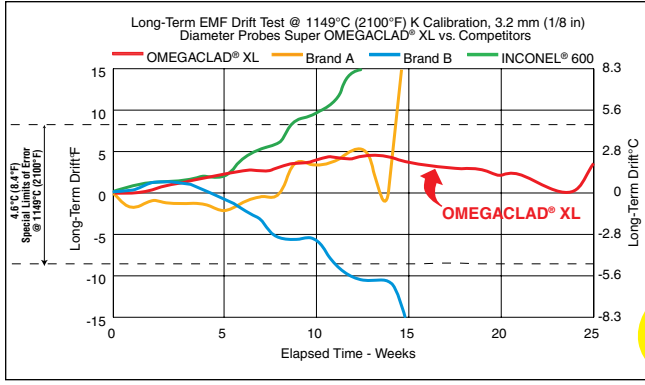
Both models include mating connector and cable clamp

Products shown smaller than actual size.

Standard size

# Super OMEGACLAD® XL Probes


Available in Most Thermocouple Probe Styles and Designs with **Standard Dimensions**



- ✓ Standard- and Miniature-Size Quick-Connect and Molded Transition Junction Probes
- ✓ Rugged Industrial Head Styles, Replacement Probes, and Utility Handle Probes
- ✓ All Standard Lengths Available—6, 12, 18, and 24"

**For Models With Metric Dimensions, See Next Pages**

**All Industrial Head Probe Styles Are Available in Super Omeagclad® XL Design! Visit [omega.com](http://omega.com) for Details.**



NB1 Style Shown

## Standard Dimension—Industrial Head Probe Assemblies and Replacement Probes

**To Order Visit [omega.com/kmqxl\\_nmql](http://omega.com/kmqxl_nmql) for Pricing and Details**

ANSI Color Code/Alloy	Sheath Dia. inches	Model Number ANSI Color Code
<b>K</b> CHROME <sup>®</sup> -ALOMEGA <sup>®</sup> XL Sheath	1/16"	NB(*)-CAXL-116[*]-[**]
	1/8"	NB(*)-CAXL-18[*]-[**]
	3/16"	NB(*)-CAXL-316[*]-[**]
	1/4"	NB(*)-CAXL-14[*]-[**]
	5/16"	NB(*)-CAXL-516[*]-[**]
	3/8"	NB(*)-CAXL-38[*]-[**]
<b>N</b> OMEGA-P <sup>®</sup> -OMEGA-N <sup>®</sup> XL Sheath	1/16"	NB(*)-NNXL-116[*]-[**]
	1/8"	NB(*)-NNXL-18[*]-[**]
	3/16"	NB(*)-NNXL-316[*]-[**]
	1/4"	NB(*)-NNXL-14[*]-[**]
	5/16"	NB(*)-NNXL-516[*]-[**]
	3/8"	NB(*)-NNXL-38[*]-[**]

(\*) Specify head style from pages A-131 to A-136: **1** (NB1), **2** (NB2), **3** (NB3), **4** (NB4), **5** (NB5), **6** (NB6), **7** (NB7), **8** (NB8), **9** (NB9), **10** (NB10), **11** (NB11), **12** (NB12). **Note:** NB4, 8, 10, 11 not offered with 3/8" Dia. probes  
 [\*] Specify junction type: **G** (Grounded), **E** (Exposed), **U** (Ungrounded) or **S** (Surface).  
 [\*\*] Specify length in inches: **6, 12, 18 or 24**.  
 Spring loaded designs available, add "-SL" to the model number, no additional charge.  
**Ordering Example:** NB1-CAXL-14G-12, industrial head probe, NB1-style head, Type K (CHROME<sup>®</sup>-ALOMEGA<sup>®</sup>) SUPER OMEGACLAD<sup>®</sup> XL sheath, (1/4") OD, grounded junction, 12" length.  
 To order a replacement probe for a head assembly, add "-RP" to the part number and subtract from the price above.  
**Ordering Example:** NB1-CAXL-14G-12-RP, industrial head replacement probe, for NB1-style head assembly, Type K (CHROME<sup>®</sup>-ALOMEGA<sup>®</sup>), SUPER OMEGACLAD<sup>®</sup> XL sheath, 1/4" OD, grounded junction, 12" length.

Products shown smaller than actual size.


**Custom Handle Available**

## Standard Dimension—Utility Handle Probes

**To Order Visit [omega.com/kmqxl\\_nmql](http://omega.com/kmqxl_nmql) for Pricing and Details**

ANSI Color Code/Alloy	Sheath Dia. inches	Model Number ANSI Color Code
<b>K</b> CHROME <sup>®</sup> -ALOMEGA <sup>®</sup> XL Sheath	1/16"	KHXL-116[*]-RSC-[**]
	1/8"	KHXL-18[*]-RSC-[**]
	3/16"	KHXL-316[*]-RSC-[**]
	1/4"	KHXL-14[*]-RSC-[**]
	5/16"	†KHXL-516[*]-RSC-[**]
	3/8"	†KHXL-38[*]-RSC-[**]
<b>N</b> OMEGA-P <sup>®</sup> -OMEGA-N <sup>®</sup> XL Sheath	1/16"	NHXL-116[*]-RSC-[**]
	1/8"	NHXL-18[*]-RSC-[**]
	3/16"	NHXL-316[*]-RSC-[**]
	1/4"	NHXL-14[*]-RSC-[**]
	5/16"	†NHXL-516[*]-RSC-[**]
	3/8"	†NHXL-38[*]-RSC-[**]

### Junction Types



[\*] Specify junction type: **G** (Grounded), **E** (Exposed), **U** (Ungrounded) or **S** (Surface). [\*\*] Specify length in inches: **6, 12, 18 or 24**.  
 For a male straight M8 plug add "M8-S-M" to the model number and additional cost to the price, for a male straight M12 plug add "M12-S-M" to the model number and additional cost to the price. For a male right-angled M8 plug add "M8-R-M" to the model number and additional cost to the price, for a male right-angled M12 plug add "M12-R-M" to the model number and additional cost to the price.  
**Ordering Example:** KHXL-14G-RSC-12, utility handle probe, Type K (CHROME<sup>®</sup>-ALOMEGA<sup>®</sup>), SUPER OMEGACLAD<sup>®</sup> XL sheath, 1/4" OD, grounded junction, 12" length, supplied with a miniature connector (SMP) termination.  
 †Please Note: These diameters will be manually assembled, not molded.