

SKM 75GD123D



SEMITRANS™ 3

Trench IGBT Modules

SKM 75GD123DL

SKM 75GD123D

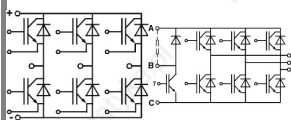
SKM 75GDL123D

Features

- MOS input (voltage controlled)
- N channel, homogeneous Si
- Low inductance case
- Very low tail current with low temperature dependence
- High short circuit capability, self limiting to $6 \times I_{cnom}$
- Latch-up free
- Fast & soft inverse Cal diodes
- Isolated copper baseplate using DCB Direct Bonding Technology
- Large clearance (9 mm) and creepage distance (13 mm)

Typical Applications

- Switched mode power supplies
- DC servo and robot drives
- Three phase inverters for AC motor speed control
- Switching (not for linear use)



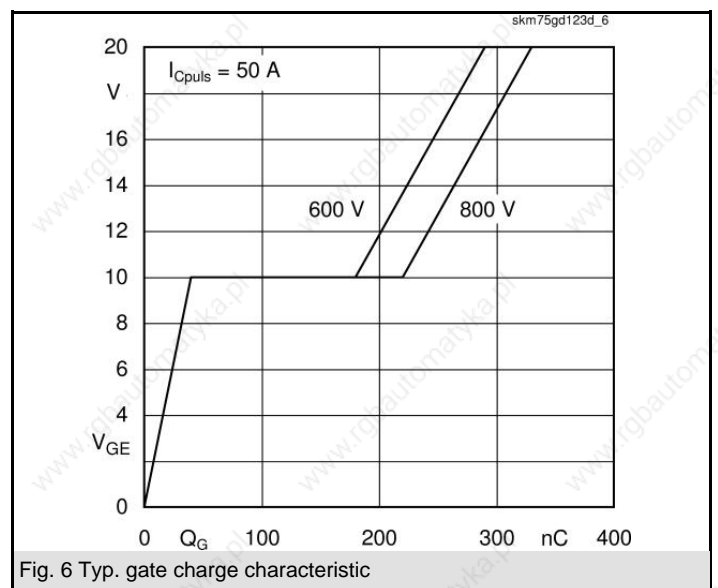
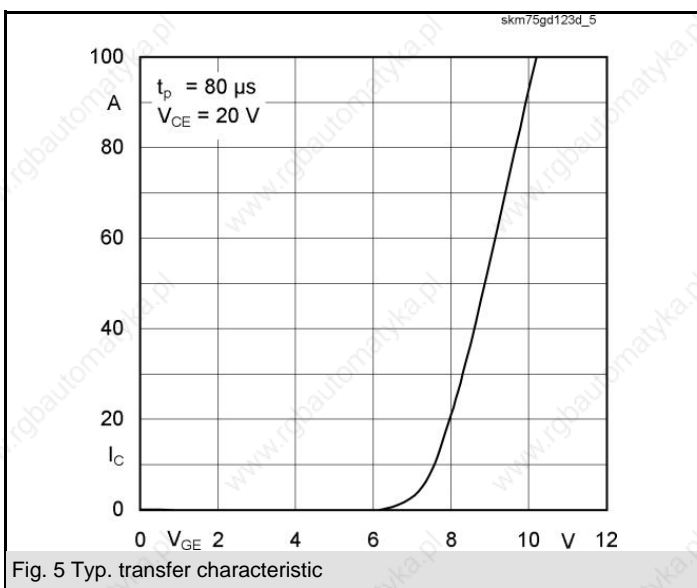
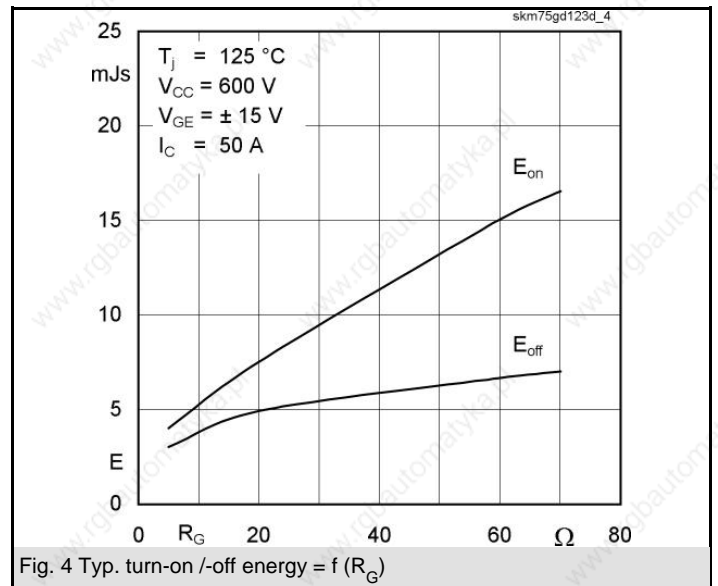
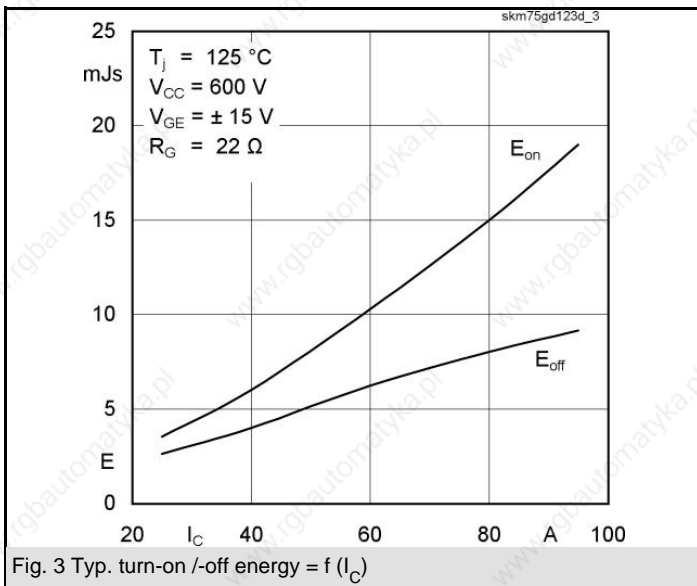
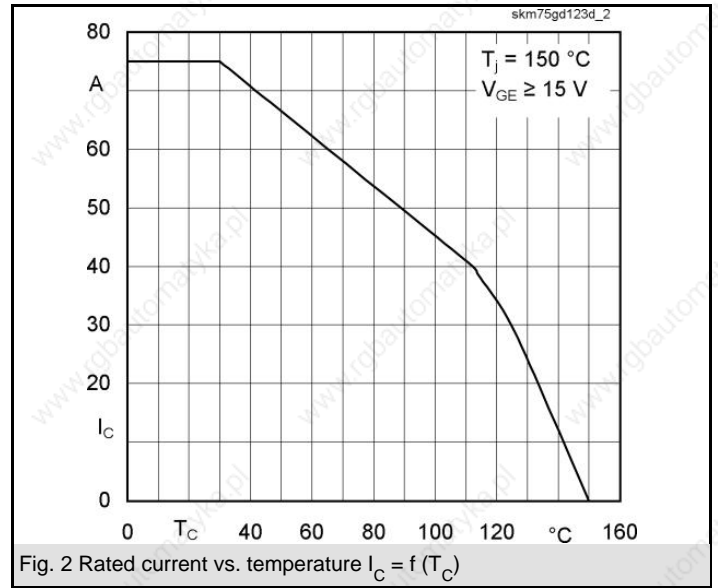
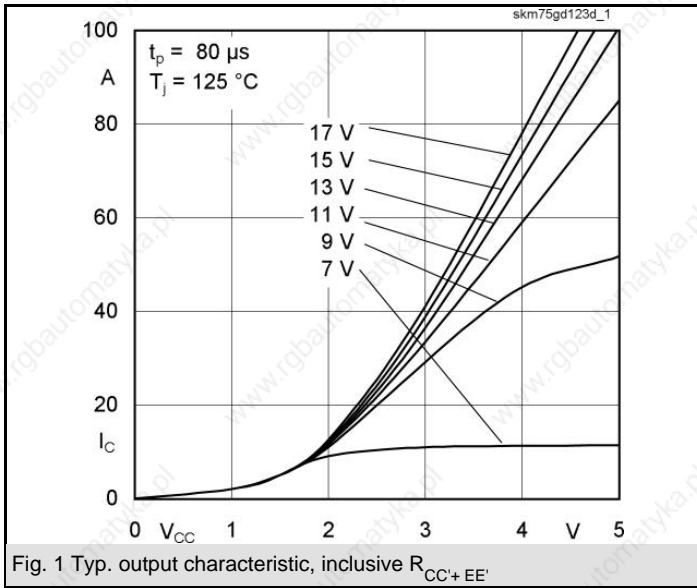
GD

GDL

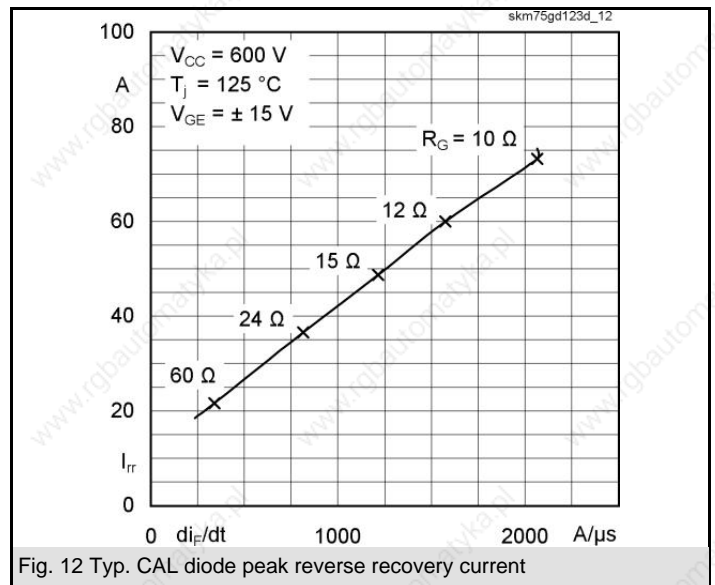
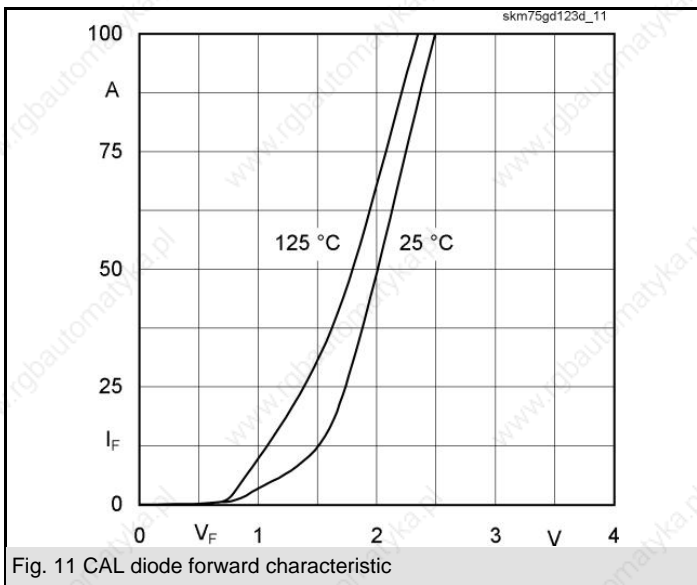
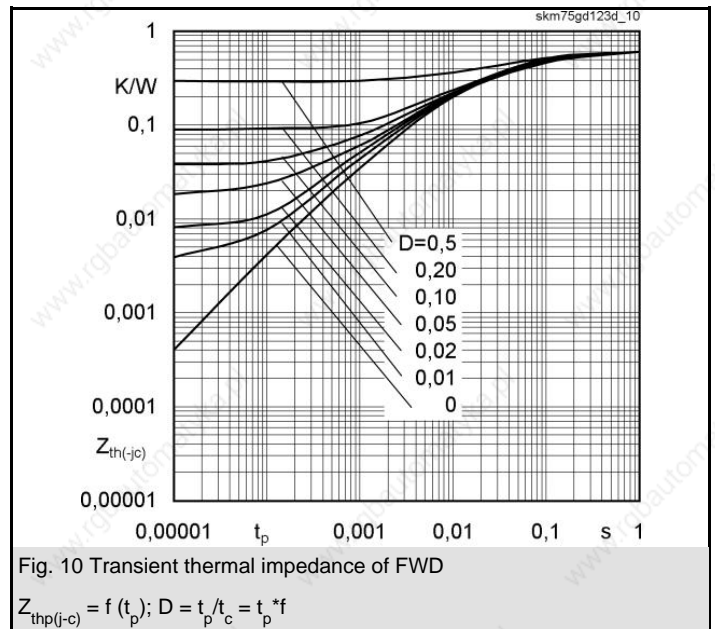
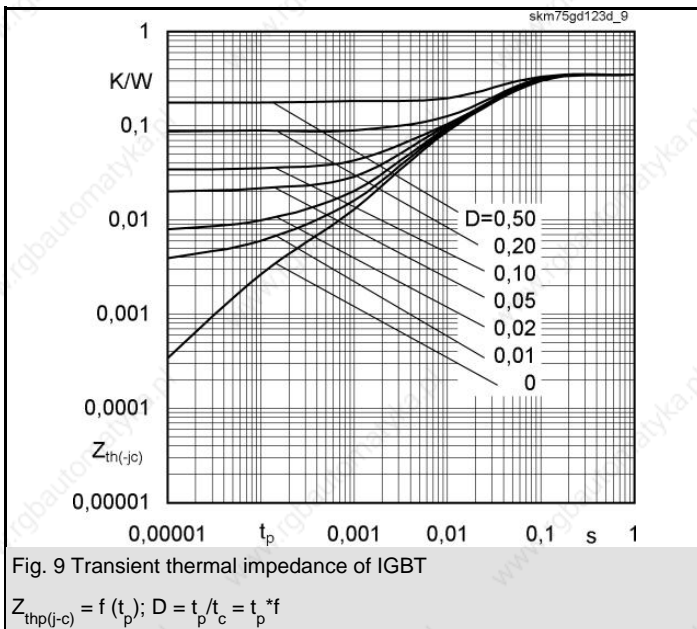
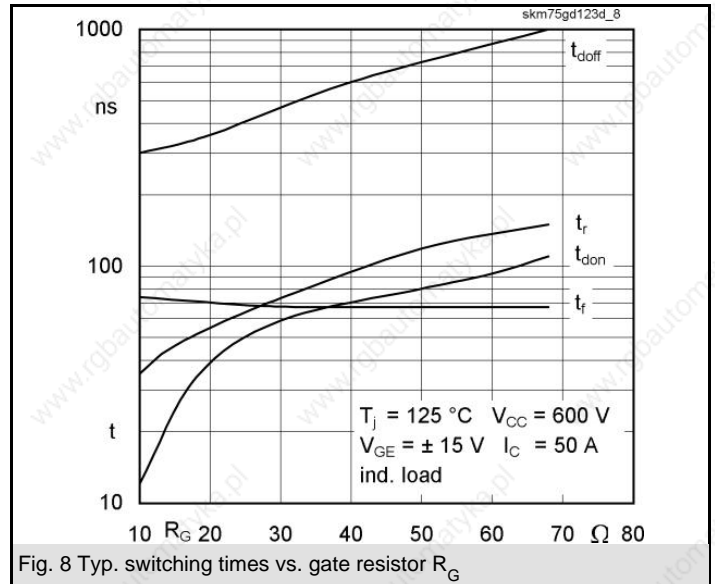
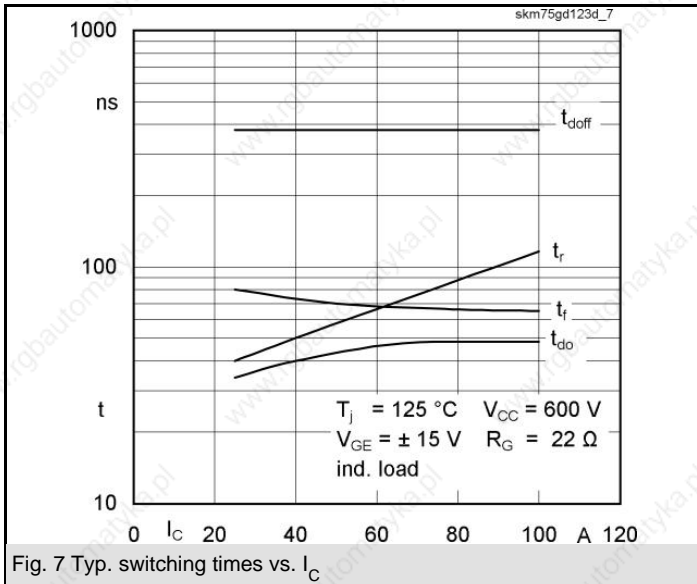
Absolute Maximum Ratings		$T_c = 25^\circ\text{C}$, unless otherwise specified	
Symbol	Conditions	Values	Units
IGBT			
V_{CES}		1200	V
I_C	$T_c = 25 (80)^\circ\text{C}$	75 (50)	A
I_{CRM}	$T_c = 25 (80)^\circ\text{C}$, $t_p = 1 \text{ ms}$	150 (100)	A
V_{GES}		± 20	V
T_{vj} (T_{stg})	$T_{OPERATION} \leq T_{stg}$	- 40 ... + 150 (125)	$^\circ\text{C}$
V_{isol}	AC, 1 min.	2500	V
Inverse diode			
I_F	$T_c = 25 (80)^\circ\text{C}$	75 (50)	A
I_{FRM}	$T_c = 25 (80)^\circ\text{C}$, $t_p = 1 \text{ ms}$	150 (100)	A
I_{FSM}	$t_p = 10 \text{ ms}$; sin.; $T_j = 150^\circ\text{C}$	550	A

Characteristics		$T_c = 25^\circ\text{C}$, unless otherwise specified			
Symbol	Conditions	min.	typ.	max.	Units
IGBT					
$V_{GE(th)}$	$V_{GE} = V_{CE}$, $I_C = 2 \text{ mA}$	4,5	5,5	6,5	V
I_{CES}	$V_{GE} = 0$, $V_{CE} = V_{CES}$, $T_j = 25 (125)^\circ\text{C}$		0,4	1,2	mA
$V_{CE(TO)}$	$T_j = 25 (125)^\circ\text{C}$		1,4 (1,6)	1,6 (1,8)	V
r_{CE}	$V_{GE} = 15 \text{ V}$, $T_j = 25 (125)^\circ\text{C}$		22 (30)	28 (38)	$\text{m}\Omega$
$V_{CE(sat)}$	$I_C = 50 \text{ A}$, $V_{GE} = 15 \text{ V}$, chip level		2,5 (3,1)	3 (3,7)	V
C_{ies}	under following conditions		3,3	4,3	nF
C_{oes}	$V_{GE} = 0$, $V_{CE} = 25 \text{ V}$, $f = 1 \text{ MHz}$		0,5	0,6	nF
C_{res}			0,22	0,3	nF
L_{CE}				60	nH
$R_{CC'+EE'}$	res., terminal-chip $T_c = 25 (125)^\circ\text{C}$				$\text{m}\Omega$
$t_{d(on)}$	$V_{CC} = 600 \text{ V}$, $I_C = 50 \text{ A}$		44	100	ns
t_r	$R_{Gon} = R_{Goff} = 22 \Omega$, $T_j = 125^\circ\text{C}$		56	100	ns
$t_{d(off)}$	$V_{GE} = \pm 15 \text{ V}$		380	500	ns
t_f			70	100	ns
$E_{on} (E_{off})$			8 (5)		mJ
Inverse diode					
$V_F = V_{EC}$	$I_F = 50 \text{ A}$; $V_{GE} = 0 \text{ V}$; $T_j = 25 (125)^\circ\text{C}$		2 (1,8)	2,5	V
$V_{(TO)}$	$T_j = 25 (125)^\circ\text{C}$		1,1	1,2	V
r_T	$T_j = 25 (125)^\circ\text{C}$		18	22	$\text{m}\Omega$
I_{RRM}	$I_F = 50 \text{ A}$; $T_j = 25 (125)^\circ\text{C}$		23 (35)		A
Q_{rr}	$di/dt = 800 \text{ A}/\mu\text{s}$		2,3 (7)		μC
E_{rr}	$V_{GE} = V$				mJ
Thermal characteristics					
$R_{th(j-c)}$	per IGBT			0,32	K/W
$R_{th(j-c)D}$	per Inverse Diode			0,6	K/W
$R_{th(c-s)}$	per module			0,05	K/W
Mechanical data					
M_s	to heatsink M5				Nm
M_t	to terminals	4		5	Nm
w				175	g

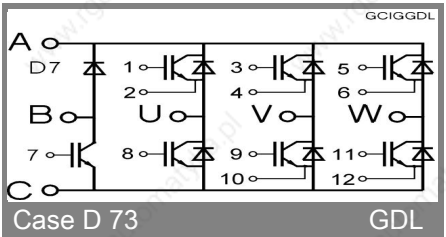
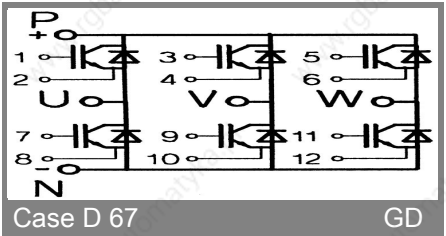
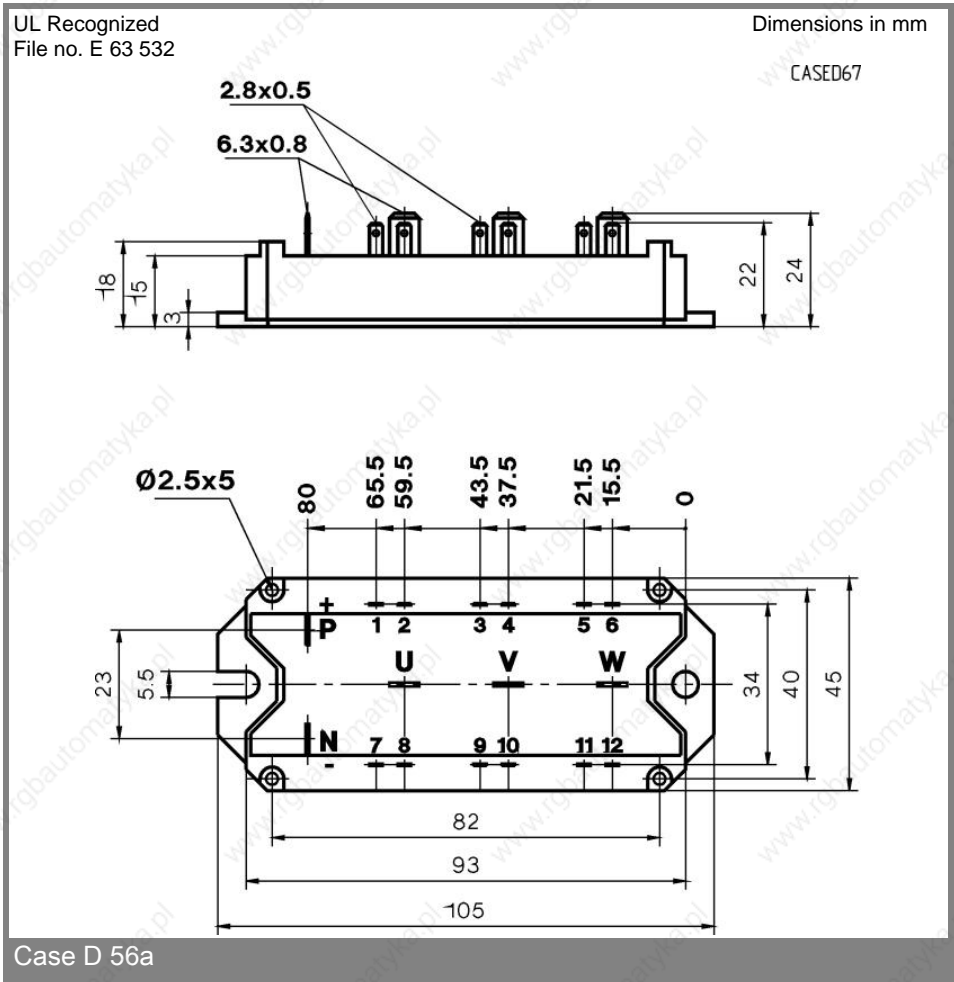
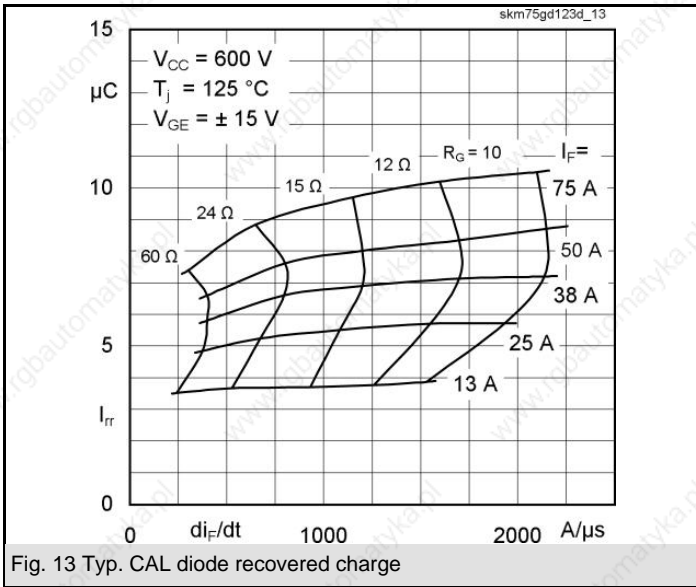
SKM 75GD123D



SKM 75GD123D



SKM 75GD123D



This is an electrostatic discharge sensitive device (ESDS), international standard IEC 60747-1, Chapter IX.

This technical information specifies semiconductor devices but promises no characteristics. No warranty or guarantee expressed or implied is made regarding delivery, performance or suitability.