



CIRCUIT-BREAKER SIZE S00,  
FOR MOTOR PROTECTION, CLASS 10,  
A-REL. 7...10A, N-REL. 130A,  
SCREW TERMINAL,  
STANDARD SWITCHING CAPACITY

General technical data:		
product brand name		SIRIUS
Product designation		circuit breaker
Size of the circuit-breaker		S00
Number of poles / for main current circuit		3
Product function		
• removable terminal for auxiliary and control circuit		No
• overload protection		Yes
• Phase failure detection		Yes
• Ground fault detection		No
Product component		
• Auxiliary switch		No
• undervoltage release		No
• Trip indicator		No
Product expansion		
• Auxiliary switch		Yes
• optional / motor drive		No
Surge voltage resistance / Rated value	V	6,000
Protection class IP / on the front		IP20
Protection against electrical shock		finger-safe

<b>Installation altitude / at height above sea level / maximum</b>	m	2,000
<b>Shock resistance</b>		25g / 11 ms
<b>Ambient temperature</b>		
• during transport	°C	-50 ... +80
• during storage	°C	-50 ... +80
• during operation	°C	-20 ... +60
<b>Active power loss / total / typical</b>	W	7

#### Main circuit:

<b>Operating voltage / Rated value</b>	V	690
<b>Operating power / at AC-3 / at 400 V / Rated value</b>	kW	4
<b>Operating current / at AC-3 / at 400 V / Rated value</b>	A	10
<b>Mechanical service life (switching cycles) / of the main contacts / typical</b>		100,000
<b>Operating frequency / at AC-3 / maximum</b>	1/h	15

#### Auxiliary circuit:

<b>Number of CO contacts / for auxiliary contacts</b>		0
---	--	---

#### Protection function:

<b>Trip class</b>		CLASS 10
<b>Adjustable response value current / of the current-dependent overload release</b>	A	7 ... 10

#### Installation/mounting/dimensions:

<b>Mounting type</b>		screw and snap-on mounting onto 35 mm standard mounting rail according to DIN EN 50022
<b>mounting position</b>		any
<b>Depth</b>	mm	81
<b>Height</b>	mm	90
<b>Width</b>	mm	45

#### Connections:

<b>Arrangement of electrical connectors / for main current circuit</b>		front side
<b>Design of the electrical connection</b>		
• for main current circuit		screw-type terminals
• for auxiliary and control current circuit		screw-type terminals
<b>Type of connectable conductor cross-section</b>		
• for main contacts		
• solid		2x (0.5 ... 1.5 mm <sup>2</sup> ), 2x (0.75 ... 2.5 mm <sup>2</sup> )
• finely stranded		
• with core end processing		2x (0.5 ... 1.5 mm <sup>2</sup> ), 2x (0.75 ... 2.5 mm <sup>2</sup> )
• stranded		2x (0.5 ... 1.5 mm <sup>2</sup> ), 2x (0.75 ... 2.5 mm <sup>2</sup> )

### Certificates/approvals:

#### General Product Approval



#### Test Certificates

[Special Test Certificate](#)

#### Shipping Approval



#### Shipping Approval



#### other

[Confirmation](#)



[Declaration of Conformity](#)

[other](#)

[Environmental Confirmations](#)

### Further information:

#### Information- and Downloadcenter (Catalogs, Brochures,...)

<http://www.siemens.com/industrial-controls/catalogs>

#### Industry Mall (Online ordering system)

<http://www.siemens.com/industrial-controls/mall>

#### Cax online generator:

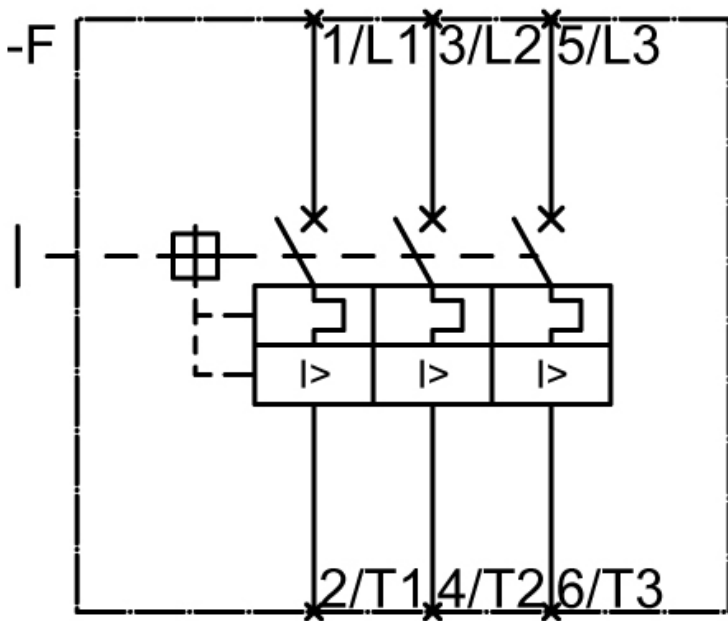
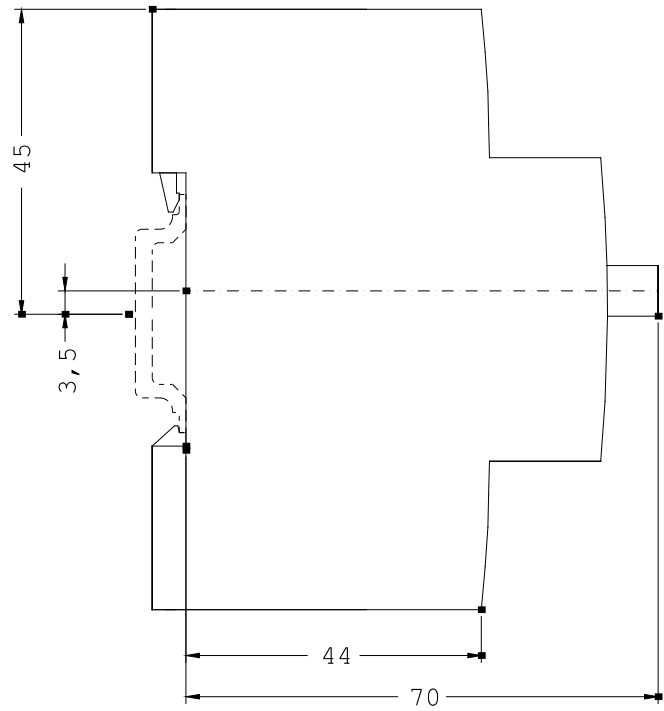
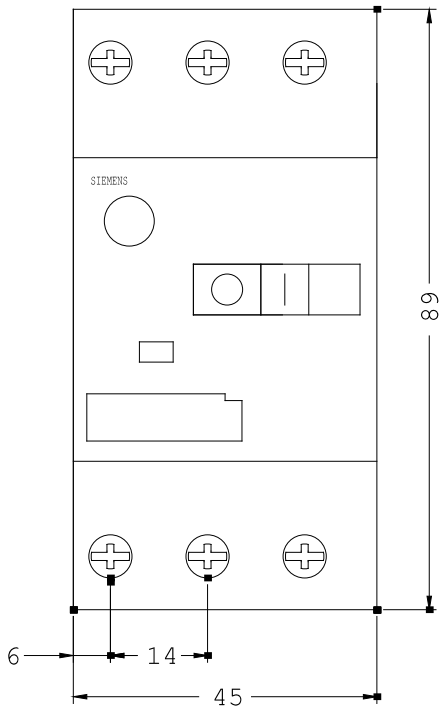
<http://www.siemens.com/cax>

#### Service&Support (Manuals, Certificates, Characteristics, FAQs,...)

<http://support.automation.siemens.com/WW/view/en/3RV1011-1JA10/all>

#### Image database (product images, 2D dimension drawings, 3D models, device circuit diagrams, ...)

[http://www.automation.siemens.com/bilddb/cax\\_en.aspx?mlfb=3RV1011-1JA10](http://www.automation.siemens.com/bilddb/cax_en.aspx?mlfb=3RV1011-1JA10)



last change:

Dec 8, 2014