

— at 24 V Rated value	A	10
— at 60 V Rated value	A	4.7
— at 110 V Rated value	A	3
— at 220 V Rated value	A	1.2
— at 440 V Rated value	A	0.5
— at 600 V Rated value	A	0.26

#### Installation/ mounting/ dimensions:

<b>Mounting type</b>		snap-on mounting
<b>Width</b>	mm	10
<b>Height</b>	mm	57.4
<b>Depth</b>	mm	66

#### Connections/ Terminals:

Type of electrical connection for auxiliary and control current circuit		screw-type terminals
<b>Type of connectable conductor cross-section</b>		
<ul style="list-style-type: none"> <li>• for auxiliary contacts <ul style="list-style-type: none"> <li>— finely stranded</li> <li>— with core end processing</li> </ul> </li> <li>• for AWG conductors for auxiliary contacts</li> </ul>		2x (0.5 ... 1.5 mm <sup>2</sup> ), 2x (0.75 ... 2.5 mm <sup>2</sup> ) 2x (20 ... 16), 2x (18 ... 14)





#### Safety related data:

<b>Product function Mirror contact acc. to IEC 60947-4-1</b>		Yes
<ul style="list-style-type: none"> <li>• Note</li> </ul>		with 3RT2
<b>Product function positively driven operation acc. to IEC 60947-5-1</b>		No

#### Certificates/ approvals:

General Product Approval				Declaration of Conformity	Test Certificates
 CCC	 CSA	 UL		 EG-Konf.	<a href="#">Special Test Certificate</a>

Test Certificates	Shipping Approval				
<a href="#">Type Test Certificates/Test Report</a>	 ABS	 BUREAU VERITAS	 DNV	 GL	 LRS

Shipping Approval	other				
 PRS	 RINA	 RMRS	<a href="#">Environmental Confirmations</a>	 VDE	

#### Further information

**Information- and Downloadcenter (Catalogs, Brochures,...)**

<http://www.siemens.com/industrial-controls/catalogs>

**Industry Mall (Online ordering system)**

<http://www.siemens.com/industrymall>

**Cax online generator**

<http://support.automation.siemens.com/WW/CAXorder/default.aspx?lang=en&mfb=3RH29111DA02>

**Service&Support (Manuals, Certificates, Characteristics, FAQs,...)**

<https://support.industry.siemens.com/cs/ww/en/ps/3RH29111DA02>

**Image database (product images, 2D dimension drawings, 3D models, device circuit diagrams, EPLAN macros, ...)**

[http://www.automation.siemens.com/bilddb/cax\\_de.aspx?mfb=3RH29111DA02&lang=en](http://www.automation.siemens.com/bilddb/cax_de.aspx?mfb=3RH29111DA02&lang=en)