

The SBE - Encapsulated Series

The SBE Encapsulated industrial control transformers are epoxy encapsulated to seal the transformer windings against moisture, dirt and industrial contaminants. Extra deep, molded terminal barriers reduce the chance of electrical failure as the result of arcing or frayed lead wires. The rugged construction and proven reliability of the SBE design is uniquely suited for all industrial environments.

Features

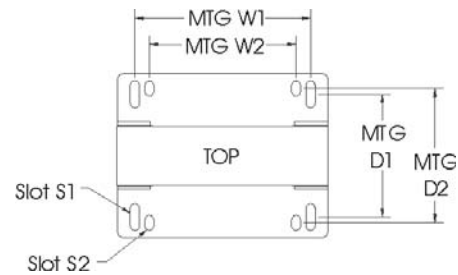
- 50 - 1000 VA, 50/60 Hz – suitable for worldwide applications.
- Interleaved copper windings reduce I²R losses and maximize efficiency.
- 55°C Rise, 105°C insulation system to minimize heat
- Epoxy encapsulated to protect cores and coils against moisture, dirt, and other contaminants.
- Meets or Exceeds NEMA Standard ST 1 and ANSI C89.1 for load inrush capability.
- Integrally molded, flame retardant (IEC 707/ISO Class 1210) Terminal Blocks provide greater terminal contact area and improved conductivity.
- Heavy gauge steel mounting plate
- Mounting dimensions are compatible with similar control transformers.
- Secondary fuse holders (FB2X) included for 13/32 x 1½ cartridges (fuses not included).
- Factory-installed fuse holders are available (See W, WA & WB options).
- 10 year warranty



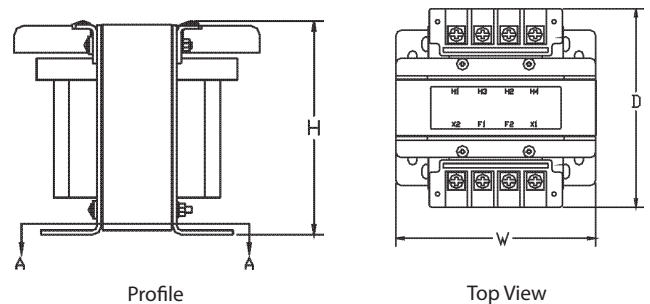
Related Products

- Linear Power Supplies
- DIN Rail DC Power Supplies
- Constant Voltage Transformers
- Line Reactors

SBE Mounting Profiles



Mounting Dimensions



Accessories

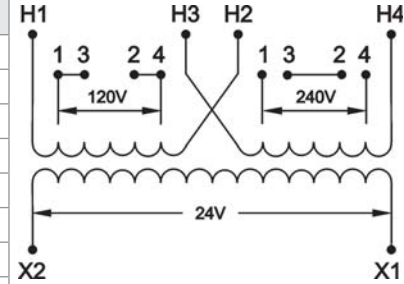
Catalog Number	Description
FBP	Primary "CC" Rejection Type Fuse Holder (Finger Safe covers not available)
FB2	Secondary Fuse Holder only (Glass or Ceramic, ¼" x 1¼" fuse)
FB2X	Secondary Fuse Holder only included where applicable. Not sold separately. (Midget Cartridge Type, 13/32" x 1½" fuse)
FBPC1	Primary "CC" Rejection Type Fuse Holder and Finger Safe Cover Kit
IP20	IEC Touchproof Cover Kit
SBEDIN	IEC Fuse Holder Adaptor Kit
W	Factory installed Primary Fuse Holder with Midget Type (no covers)
WA	Factory installed Fuse Holder with Glass/Ceramic Type and Covers
WB	Factory installed Fuse Holder with Midget Type and Covers

SBE Encapsulated Series Selection Tables

Group 1 – 120 x 240 Volt Primary, 24 Volt Secondary, 60 Hz



VA	Catalog Number	Height (inch)	Width (inch)	Depth (inch)	Mtg Width W1 / W2	Mtg Depth D1 / D2	Slot Size (inches) S1 / S2	Approx. Ship Weight lbs (kg)
50	E050E	2.72	3.01	3.99	2.51 / NA	2.02 / NA	.20 x .33 / .20 x .33	3 (1.36)
75	E075E	2.96	3.39	4.36	2.81 / 2.50	2.10 / NA	.20 x .50 / .20 x .50	4 (1.82)
100	E100E	2.96	3.39	4.61	2.81 / 2.50	2.37 / NA	.20 x .50 / .20 x .50	5 (2.27)
150	E150E	3.89	4.5	4.48	3.74 / 3.12	2.56 / 2.87	.20 x .65 / .20 x .33	8 (3.64)
200	E200E	3.89	4.5	4.79	3.74 / 3.12	2.87 / 3.18	.20 x .65 / .20 x .33	10 (4.55)
250	E250E	3.89	4.5	5.21	3.74 / 3.12	3.29 / 3.61	.20 x .65 / .20 x .33	11 (5.00)
300	E300E	4.53	5.25	4.66	4.38 / 3.75	3.10 / NA	.31 x .71 / .31 x .71	12 (5.45)
350	E350E	4.53	5.25	5.07	4.38 / 3.75	3.54 / NA	.31 x .71 / .31 x .71	15 (6.82)
500	E500E	4.53	5.25	5.75	4.38 / 3.75	4.33 / NA	.31 x .85 / .31 x .85	19 (8.64)
750	E750E	5.56	6.38	6.93	5.32 / 4.37	4.25 / 5.75	.31 x .85 / .31 x .85	31 (14.09)



Note: Includes FB2X Secondary fuse holder.

- Group 1A – Factory Installed Primary Fuse Holder Class "CC" and:
- W - Secondary Fuse Holder (Midget Cartridge, 13/32" x 1 1/2" fuse) supplied, no covers
 - WA - Secondary Fuse Holder (Glass or Ceramic - Type 3AG, 1/4" x 1 1/4" fuse type)
 - WB - Secondary Fuse Holder (Midget Cartridge, 13/32" x 1 1/2" fuse)

VA	Primary Fuse Holder Class "CC"			Dimensions						
	W Option - Midget Type Catalog Number	WA Option - Type 3AG w/ Covers Catalog Number	WB Option - Midget Type w/ Covers Catalog Number	Height (inch)	Width (inch)	Depth (inch)	Mtg Width W1 / W2	Mtg Depth D1 / D2	Slot Size (inches) S1 / S2	Approx. Ship Weight lbs (kg)
50	E050EW	E050EWA	E050EWB	4.18	3.01	3.99	2.51 / NA	2.02 / NA	.20 x .33 / .20 x .33	3 (1.36)
75	E075EW	E075EWA	E075EWB	4.41	3.39	4.36	2.81 / 2.50	2.10 / NA	.20 x .50 / .20 x .50	4 (1.82)
100	E100EW	E100EWA	E100EWB	4.41	3.39	4.61	2.81 / 2.50	2.37 / NA	.20 x .50 / .20 x .50	5 (2.27)
150	E150EW	E150EWA	E150EWB	5.36	4.5	4.48	3.74 / 3.12	2.56 / 2.87	.20 x .65 / .20 x .33	8 (3.64)
200	E200EW	E200EWA	E200EWB	5.36	4.5	4.79	3.74 / 3.12	2.87 / 3.18	.20 x .65 / .20 x .33	10 (4.55)
250	E250EW	E250EWA	E250EWB	5.36	4.5	5.21	3.74 / 3.12	3.29 / 3.61	.20 x .65 / .20 x .33	11 (5.00)
300	E300EW	E300EWA	E300EWB	5.99	5.25	4.66	4.38 / 3.75	3.10 / NA	.31 x .71 / .31 x .71	12 (5.45)
350	E350EW	E350EWA	E350EWB	5.99	5.25	5.07	4.38 / 3.75	3.54 / NA	.31 x .71 / .31 x .71	15 (6.82)
500	E500EW	NA	E500EWB	5.99	5.25	5.75	4.38 / 3.75	4.33 / NA	.31 x .85 / .31 x .85	19 (8.64)
750	E750EW	NA	E750EWB	7.01	6.38	6.93	5.32 / 4.37	4.25 / 5.75	.31 x .85 / .31 x .85	31 (14.09)

Notes: WA and WB suffix include Finger Safe covers. Fuses not included.
 FB2 sold separately for W option. Secondary fusing assembly required.

<p>SBE Control Transformer without Covers - W Option</p>	Option	<p>SBE Control Transformer with Covers - WA & WB Option</p>	Option	Secondary Fusing	
	W		WA	Glass/Ceramic - Type 3AG (FB2)	
			WB	Midget Type (FB2X)	