

FEATURES

- Analog output
- Effective range: 4 to 30 cm
- Typical response time: 39 ms
- Typical start up delay: 44 ms
- Average Current Consumption: 33 mA

DESCRIPTION

The GP2D120 is a distance measuring sensor with integrated signal processing and analog voltage output.

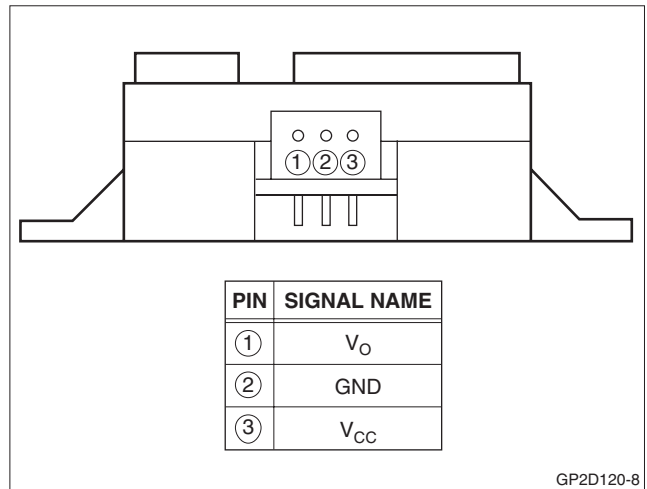


Figure 1. Pinout

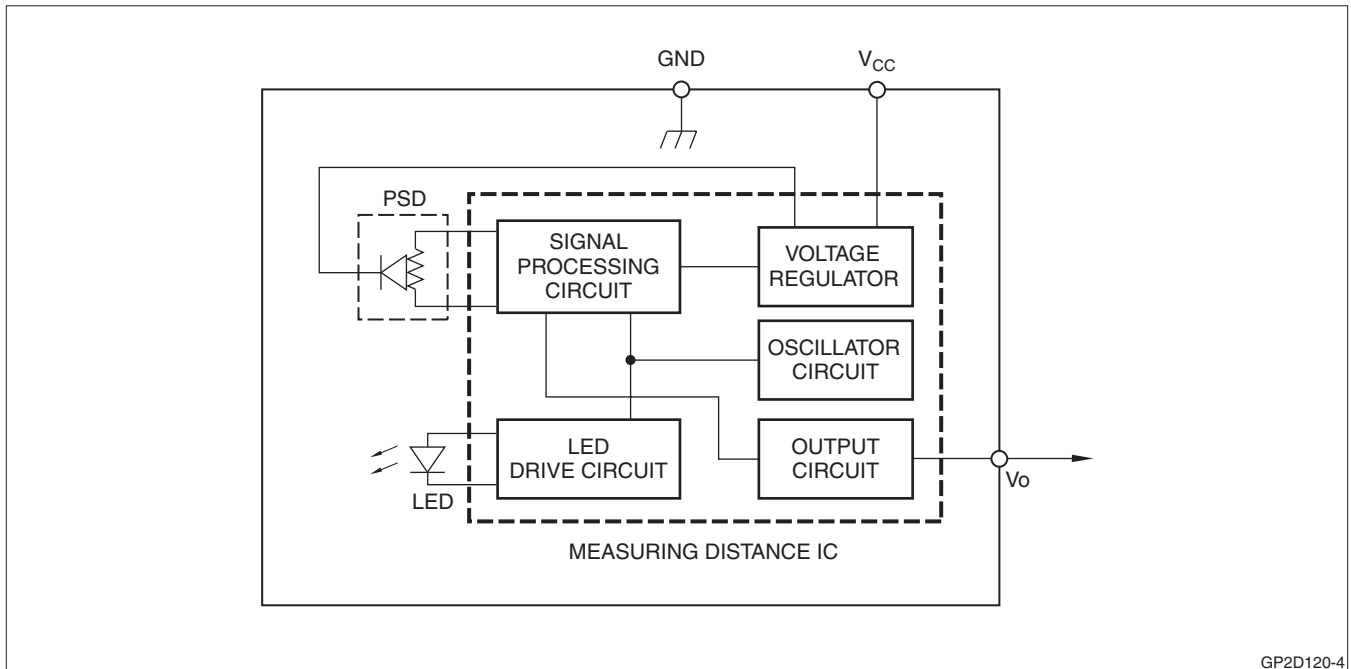


Figure 2. Block Diagram

ELECTRICAL SPECIFICATIONS

Absolute Maximum Ratings

$T_a = 25^\circ\text{C}$, $V_{CC} = 5\text{ VDC}$

PARAMETER	SYMBOL	RATING	UNIT
Supply Voltage	V_{CC}	-0.3 to +7	V
Output Terminal Voltage	V_O	-0.3 to ($V_{CC} + 0.3$)	V
Operating Temperature	T_{opr}	-10 to +60	$^\circ\text{C}$
Storage Temperature	T_{stg}	-40 to +70	$^\circ\text{C}$

Operating Supply Voltage

PARAMETER	SYMBOL	RATING	UNIT
Operating Supply Voltage	V_{CC}	4.5 to 5.5	V

Electro-optical Characteristics

$T_a = 25^\circ\text{C}$, $V_{CC} = 5\text{ VDC}$

PARAMETER	SYMBOL	CONDITIONS	MIN.	TYP.	MAX.	UNIT	NOTES
Measuring Distance Range	ΔL		4	—	30	cm	1, 2
Output Terminal Voltage	V_O	$L = 30\text{ cm}$	0.25	0.4	0.55	V	1, 2
Output Voltage Difference	ΔV_O	Output change at ΔL (30 cm – 4 cm)	1.95	2.25	2.55	V	1, 2
Average Supply Current	I_{CC}	$L = 30\text{ cm}$	—	33	50	mA	1, 2

NOTES:

- Measurements made with Kodak R-27 Gray Card, using the white side, (90% reflectivity).
- L = Distance to reflective object.

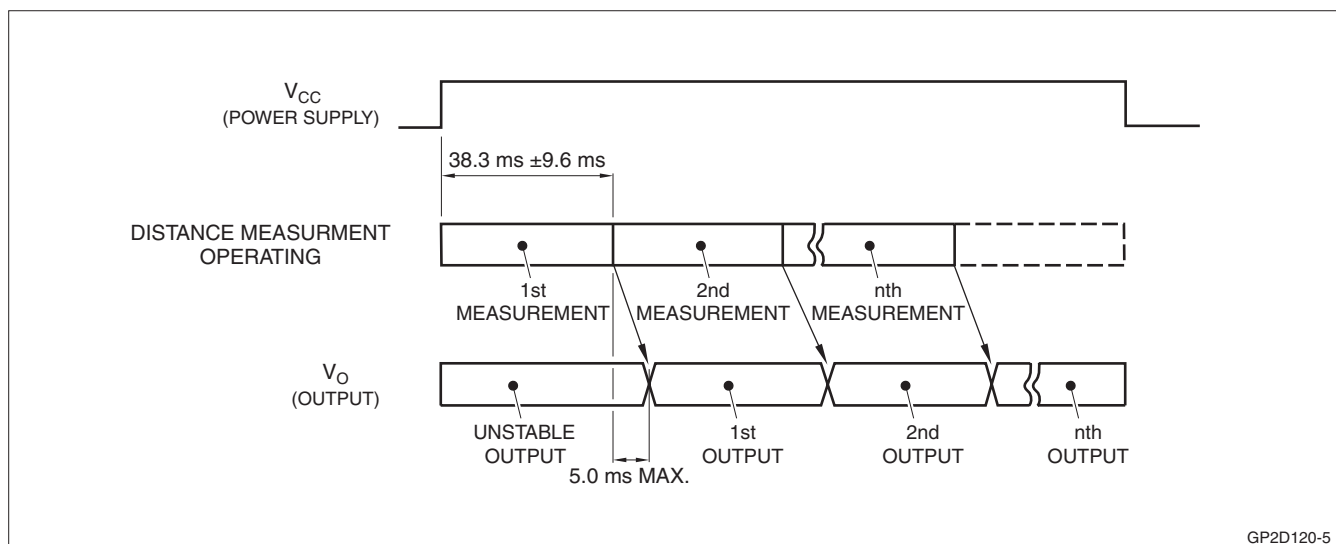


Figure 3. Timing Diagram

GP2D120-5