



## Main

Commercial Status	Commercialised
Range of product	Zelio Relay
Product or component type	Socket
Contact terminal arrangement	Separate
Product compatibility	Plug-in relay RXM (2 C/O)
Shape of pin	Flat
Device short name	RXZ
Sale per indivisible quantity	10

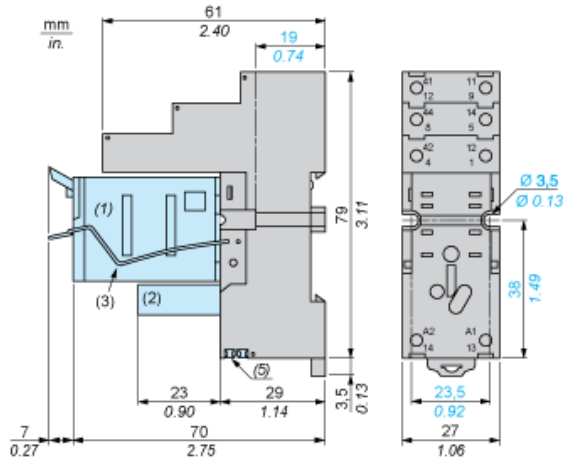
## Complementary

[Ith] conventional free air thermal current	5 A , with bus jumper 12 A
[Ue] rated operational voltage	< 250 V
Tightening torque	<= 1 N.m (M3 screw(s))
Fixing mode	Clip-on 35 mm symmetrical DIN rail By screw panel
Marking	CE
Width	27 mm
Product weight	0.058 kg

## Environment

Connections - terminals	Connector, solid cable without cable end 2 x 0.25...2 x 1 mm <sup>2</sup> /AWG 20...AWG 14 Connector, flexible cable with cable end 1 x 0.5...1 x 2.5 mm <sup>2</sup> /AWG 22...AWG 14 Connector, flexible cable with cable end 1 x 0.25...1 x 2.5 mm <sup>2</sup> /AWG 22...AWG 17 Connector, solid cable without cable end 2 x 0.5...2 x 1.5 mm <sup>2</sup> /AWG 20...AWG 16
Standards	IEC 61984
Product certifications	CSA UL Lloyd's
Ambient air temperature for storage	-40...85 °C
Ambient air temperature for operation	-40...55 °C
IP degree of protection	IP20 conforming to EN/IEC 60529
Dielectric strength	2500 V

Dimensions

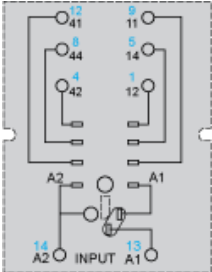


- (1) Relays
- (2) Protection module
- (3) Maintaining clamp
- (4) 2 elongated holes  $\varnothing 3.5$  mm x 6.5 mm /  $\varnothing 0.13$  in. x 0.25 in.
- (5) 2 bus jumpers

---

Wiring Diagram

---



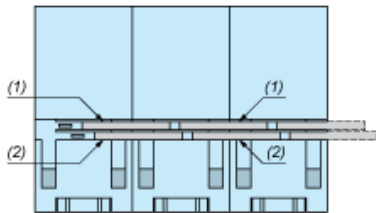
Symbols shown in blue correspond to Nema marking.

---

Bus Jumpers Mounting on Sockets with Separate Contacts

---

Example of RXZS2 bus jumper mounting on sockets (view from below)



- (1) 2 bus jumpers (polarity A2)
- (2) 2 bus jumpers (polarity A1)