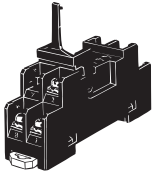
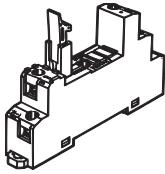
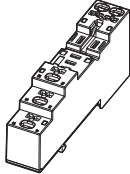

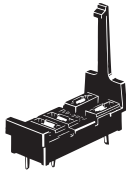
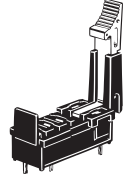
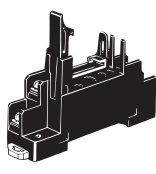
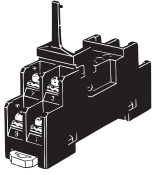
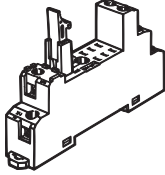
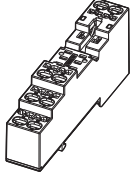
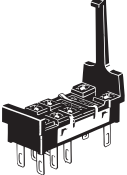
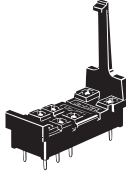
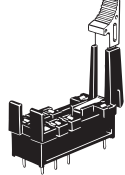


# Products Related to Common Sockets and DIN Tracks

## Ordering Information

### Square Sockets

Model	P2RF (front-mounting), page 9			P2R (back-mounting), pages 11 and 12			P7TF (front-mounting), page 12
	Number of pins			Solder terminals	PCB terminals		
5 pins	P2RF-05 Approx. 27 g 	P2RF-05-E <sup>*</sup> Approx. 38 g 	P2RF-05-S Approx. 36 g 	P2R-05A Approx. 5 g 	P2R-05P Approx. 5 g 	P2R-057P Approx. 5.5 g 	P7TF-05 Approx. 28 g 
8 pins	P2RF-08 Approx. 33 g 	P2RF-08-E <sup>*</sup> Approx. 38 g 	P2RF-08-S Approx. 40 g 	P2R-08A Approx. 5 g 	P2R-08P Approx. 5 g 	P2R-087P Approx. 5.5 g 	—

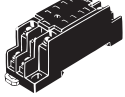
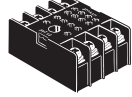

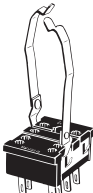
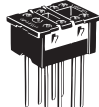


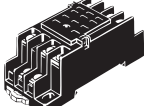

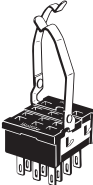

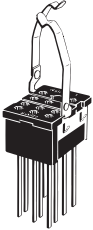

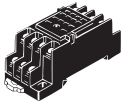
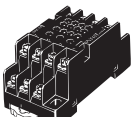

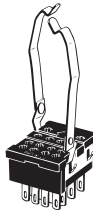
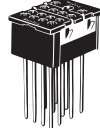
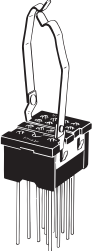

**Note: 1.** The structure of □-E models provides finger protection. Round terminals cannot be used. Use forked crimp terminals.

**2.** To remove the Relay, pull the lever on the Socket with your fingers supporting the lever and the opposite side of the Relay case, and jiggle the Relay.

\* Use a #1 Phillips screwdriver to tighten the screws on this Socket.

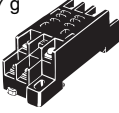
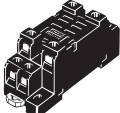



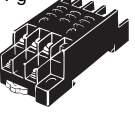



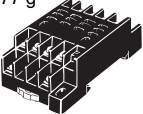
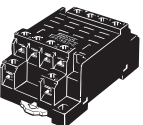


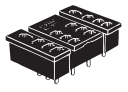
**Minimum Order Lot** The following models are available at the minimum order lot specified below.

Number of pins	Model	P2RF	P2R	P7TF	Minimum order lot (pcs)	
5 pins		P2RF-05	P2R-05A	P2R-05P	P7TF-05	10
8 pins		P2RF-08	P2R-08A	P2R-08P	---	

Model	PYF (front-mounting), page 14		PY (back-mounting), page 15				
	Number of pins		Solder terminals		Wrapping terminals		PCB terminals
8 pins	PYF08A Approx. 32 g 	PYF08M Approx. 26 g 	PY08 Approx. 8 g 	PY08-Y1 PY08-Y3 	PY08QN Approx. 12 g PY08QN2 	PY08QN-Y1 PY08QN2-Y1 	PY08-02 <sup>2</sup> Approx. 7.2 g 
11 pins	PYF11A Approx. 43 g 		PY11 Approx. 9 g 	PY11-Y1 	PY11QN PY11QN2 	PY11QN-Y1 PY11QN2-Y1 	PY11-02 <sup>2</sup> 
14 pins	PYF14A Approx. 49 g 	PYF14T Approx. 53 g 	PY14 Approx. 10 g 	PY14-Y1 PY14-Y3 	PY14QN Approx. 14 g PY14QN2 	PY14QN-Y1 PY14QN2-Y1 PY14QN-Y3 PY14QN2-Y3 	PY14-02 <sup>2</sup> 

# Products Related to Common Sockets and DIN Tracks

**Note: 1.** The structure of □-E models provides finger protection. Round terminals cannot be used. Use forked crimp terminals.  
**2.** Refer to Models with Standards Certification for detailed information on the models of Common Sockets that are certified for standards.  
 \*1. Use a #1 Phillips screwdriver to tighten the screws on this Socket.  
 \*2. The structure does not resist flux. Manual soldering is recommended for this product.

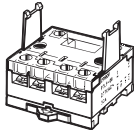
Model Number of pins	PTF (front-mounting), page 17		PT (back-mounting), page 18		
			Solder terminals	Wrapping terminals	PCB terminals
8 pins	PTF08A Approx. 47 g 	PTF08A-E *1 	PT08 Approx. 11 g 	PT08QN Approx. 10.4 g 	PT08-0 *2 Approx. 8 g 
11 pins	PTF11A Approx. 61 g 		PT11 Approx. 13 g 	PT11QN 	PT11-0 *2 Approx. 12.2 g 
14 pins	PTF14A Approx. 77 g 	PTF14A-E *1 	PT14 Approx. 17 g 	PT14QN Approx. 20 g 	PT14-0 *2 Approx. 16.2 g 

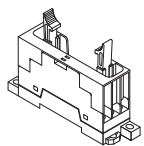
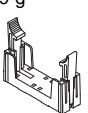
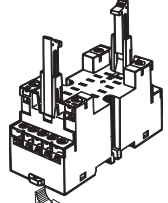
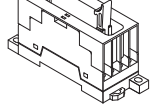
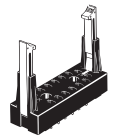
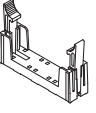
**Note:** The structure of □-E models provides finger protection. Round terminals cannot be used. Use forked crimp terminals.  
 \* Use a #1 Phillips screwdriver to tighten the screws on this Socket.  
 \* The structure does not resist flux. Manual soldering is recommended for this product.

## Minimum Order Lot

The following models are available at the minimum order lot specified below.

Number of pins	Model	PYF	PY	PTF	PT	Minimum order lot (pcs)
8 pins		PYF08A PYF08M	PY08	PTF08A	PT08	10
11 pins		PYF11A	PY11	PTF11A	PT11	
14 pins		PYF14A	PY14	PTF14A	PT14	

Model Number of pins	P7LF (front-mounting), page 20
6 pins	P7LF-06 Approx. 60 g 

Model Number of pins	P7S/P7SA, pages 20 and 21	
	Front-mounting	PCB terminals
10 pins	P7SA-10F Approx. 44 g P7SA-10F-ND Approx. 44 g 	P7SA-10P Approx. 9 g 
14 pins	P7S-14F-END Approx. 110 g  P7SA-14F Approx. 59 g P7SA-14F-ND Approx. 59 g 	P7S-14P-E Approx. 25 g  P7SA-14P Approx. 10 g 

**Note:** Refer to Models with Standards Certification for detailed information on the models of Common Sockets that are certified for standards.