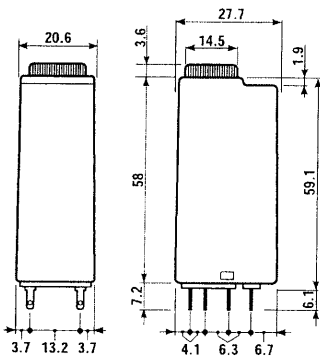





85 Series - Miniature Plug-in Timers 7 - 10 A

- Plug-in timer relay
- 2, 3 or 4 CO contact available
- Seven time scales, from 0.05s to 100h
- Multifunctions
- Sockets: see 94 series



85.02

85.03

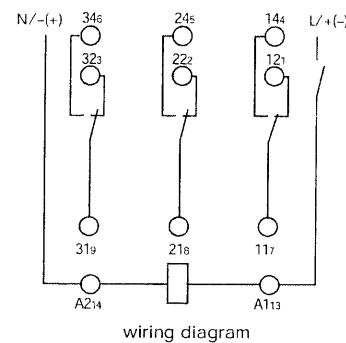
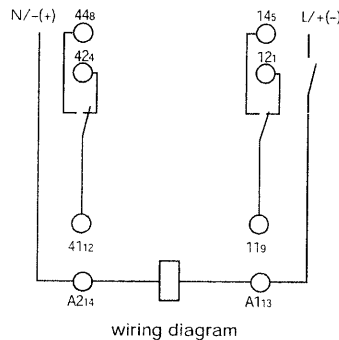


- 2 Pole, 10A
- AC/DC supply non polarized
- Plug-in for use with 94 series sockets

- 3 Pole, 10A
- AC/DC supply non polarized
- Plug-in for use with 94 series sockets

- AI:** ON delay
- DI:** ON pulse
- SW:** Symmetrical recycler: ON start
- GI:** Fixed pulse (0.5s) delayed

- AI:** ON delay
- DI:** ON pulse
- SW:** Symmetrical recycler: ON start
- GI:** Fixed pulse (0.5s) delayed



Contact specifications

Contact configuration		2 CO	3 CO
Rated current/Maximum peak current	A	10/20	10/20
Rated voltage/Maximum switching voltage	V AC	250/400	250/400
Rated load in AC1	VA	2,500	2,500
Rated load in AC15 (230 VAC)	VA	500	500
Single phase motor rating (230 VAC)	kW	0.37	0.37
Breaking capacity in DC1:	30/110/220V A	10/0.25/0.1	10/0.25/0.1
Minimum switching load	mW(V/mA)	300 (5/5)	300 (5/5)
Standard contact material		AgNi	AgNi

Supply specifications

Nominal voltage	V AC(50/60Hz)	230...240	230...240
	V AC/DC	12 · 24 · 48 · 110...125 (non polarized)	12 · 24 · 48 · 110...125 (non polarized)
Rated power AC/DC	VA (50Hz)/W	2/2	2/2
Operating range	AC	(0.85...1.1)U _N	(0.85...1.1)U _N
	DC	(0.85...1.1) U _N	(0.85...1.1)U _N

Technical data


Specified time range		(0.05...1) s, (0.5...10) s, (5...100) s, (0.5...10) min, (5...100) min, (0.5...10) h, (5...100) h	
Repeatability	%	± 2	± 2
Recovery time	ms	≤ 20	≤ 20
Minimum control impulse	ms	—	—
Setting accuracy-full range	%	± 5	± 5
Electrical life at rated load in AC1	cycles	200 · 10 ³	200 · 10 ³
Ambient temperature range	°C	-20...+60	-20...+60
Protection category		IP 40	IP 40

Approvals: (according to type)

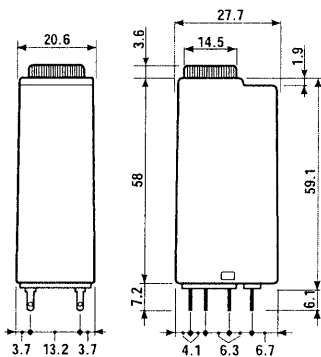


- Plug-in timer relay
- 2, 3 or 4 CO contact available
- Seven time scales, from 0.05s to 100h
- Multifunctions
- Sockets: see 94 series

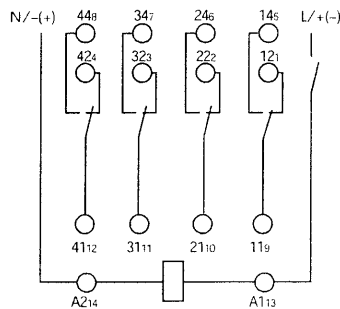
85.04



- 4 Pole, 7A
- AC/DC supply non polarized
- Plug-in for use with 94 series sockets



- AI:** ON delay
- DI:** ON pulse
- SW:** Symmetrical recycler: ON start
- GI:** Fixed pulse (0.5s) delayed



wiring diagram

Contact specifications

Contact configuration		4 CO
Rated current/Maximum peak current	A	7/10
Rated voltage/Maximum switching voltage	V AC	250/250
Rated load in AC1	VA	1,750
Rated load in AC15 (230 VAC)	VA	350
Single phase motor rating (230 VAC)	kW	0.125
Breaking capacity in DC1:	30/110/220V A	7/0.25/0.1
Minimum switching load	mW(V/mA)	300 (5/5)
Standard contact material		AgNi

Supply specifications

Nominal voltage	V AC(50/60Hz)	230...240
	V AC/DC	12 - 24 - 48 - 110...125 (non polarized)
Rated power AC/DC	VA (50Hz)/W	2/2
Operating range	AC	(0.85...1.1)U _N
	DC	(0.85...1.1) U _N

Technical data

Specified time range		*See below
Repeatability	%	± 2
Recovery time	ms	≤ 20
Minimum control impulse	ms	—
Setting accuracy-full range	%	± 5
Electrical life at rated load in AC1	cycles	150·10 ³
Ambient temperature range	°C	-20...+60
Protection category		IP 40

Approvals: (according to type)



*(0.05...1) s, (0.5...10) s, (5...100) s,
(0.5...10) min, (5...100) min, (0.5...10)
h, (5...100) h