

Accessories Miniature Relay PT

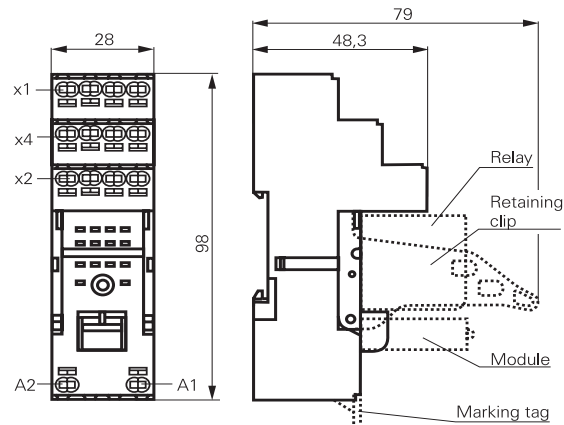
- Easy replacement of relays on a densely packed DIN rail
- No reduction of protection class or creepage/clearance with plastic retainer
- Plug-in indicator- and protection modules
- Retainer clip with ejection function for relays of 29 mm height



Premium socket with screwless terminals for DIN rail mounting

PT 78 74P Premium socket, logical terminal arrangement, 4 pole
PT 78 72P Premium socket, logical terminal arrangement, 2 pole

- PT 2/4 pole 12/6 A
- Screwless Clamps
- Mounting of solid wires without tool
- Double Clamps per terminal
- Jumper links for interconnection
- Open coil circuit for active modules
- Logical terminal arrangement



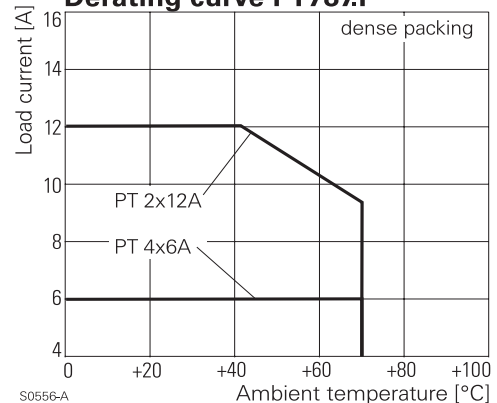
S0546-AE

Approvals

VDE Cert. No. 40009108, cULus E135149

Technical data	2-pole	4-pole
Rated voltage/Max. switching voltage AC	240/400VAC	240 VAC
Rated current	12 A	6 A
Limiting continuous current	see derating curve	
Dielectric strength		
coil contact circuit	2500 V _{rms}	2500 V _{rms}
open contact circuit	1200 V _{rms}	1200 V _{rms}
adjacent contact circuits	2500 V _{rms}	2000 V _{rms}
Clearance / creepage		
coil contact circuit	≥ 4/4 mm	≥ 4/4 mm
adjacent contact circuits	≥ 3.5/9.5 mm	≥ 1.8/3.5 mm
Material group of insulation parts	IIIa	
Flammability class UL 94	V-0	
Insulation to IEC 60664-1		
Type of insulation coil-contact circuit	basic	
open contact circuit	functional	
adjacent contact circuits	basic	
Rated insulation voltage	250 V	
Pollution degree	2 ¹⁾	
Rated voltage system	230 / 400 V	
Overvoltage category	III	

Derating curve PT787.P



S0556-A

1) with inserted relay pollution degree 1 in region of contact pins / socket inlets.

Accessories Miniature Relay PT (Continued)

Technical data (continued)

Material compliance: EU RoHS/ELV, China RoHS, REACH, Halogen content refer to the Product Compliance Support Center at www.te.com/customersupport/rohssupportcenter

	2-pole	4-pole
Ambient temperature range for mounting/handling	-25...+70°C	
in operation	-40...+70°C	
Terminals	screwless	
Wire strip length	12 mm	
Wire cross section solid wire	1x0.75/1/1.5mm ²	2x0.75/1mm ²
with stand. isolation (no oversize isolation)	2x1.5mm ²	
stranded wire without bootlace crimp	1x0.75/1/1.5mm ²	2x0.75/1mm ²
without bootlace crimp with stand. isolation	2x1.5mm ²	
with bootlace crimp	1x0.75/1mm ²	2x0.75mm ²
with bootlace crimp without isolation or min 18 mm long	1x1.5mm ²	

For stranded wires with braids 0.05 mm or smaller the use of bootlace crimps is recommended. When using stranded wires without bootlace crimp the clamp must be opened during insertion.

Insertion cycles	A (10)	
Max. Insertion Force total	100 N	
Mounting distance	≥ 0, dense packing	
Weight	44 g	60 g
Packaging unit	10 pcs	

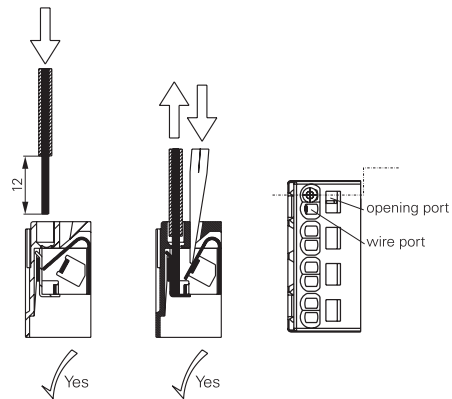
Socket with screwless terminals for DIN rail mounting

Type	Part Number
PT 7872P Premium socket, logical terminal arrangement Socket with screwless terminals 2 pole	1860100-1
PT 7874P Premium socket, logical terminal arrangement Socket with screwless terminals 4 pole	1860000-1

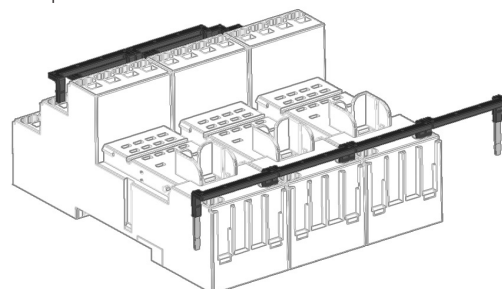
Accessories for PT 78 72P, PT 78 74P

Type	Part Number
PT 17 021 Plastic retaining clip, relay height 29 mm	2-1415526-1
PT 28 800 Metal retaining clip PT, relay height 29 mm	5-1419111-9
PT 17 040 Marking tag	6-1415037-1
PT 17 0P1 Jumper link, max load 12 A	1860214-1

How to use, Precautions



Jumper link



When connecting more than 2 poles with staggered jumper bars the lower bars need to be stripped and shortened to an appropriate length to enable correct fitting.