

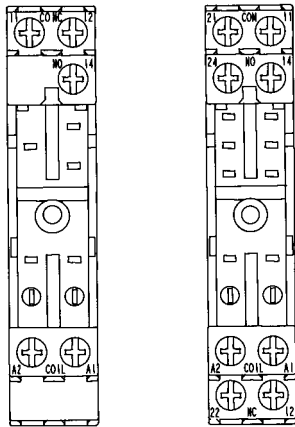
Approved models, 

DIN mounting

PCB mounting

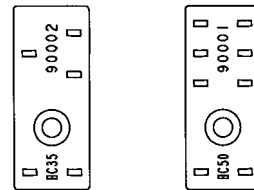
JW1SI

JW2SI

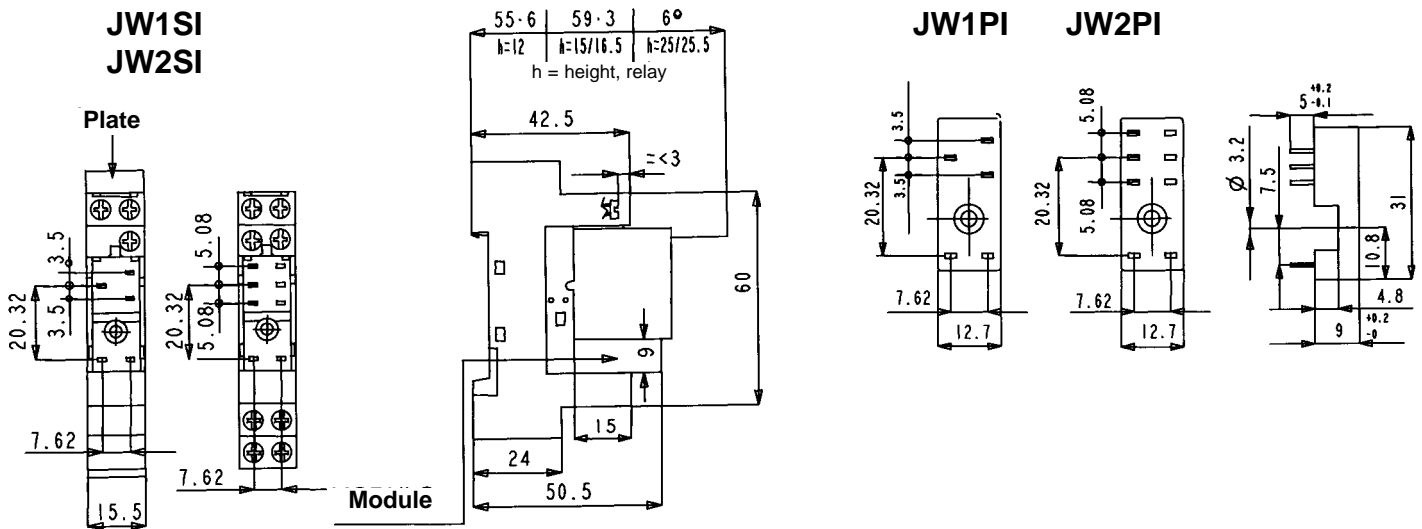


JW1PI

JW2PI



Dimensions



Accessories

Retaining spring, relay JWHFSI



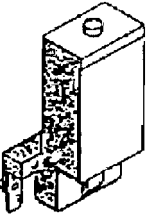
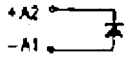
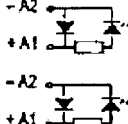
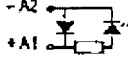
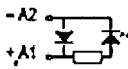
H (height relay) = 20,4 mm

Retaining spring, relay JWHFI


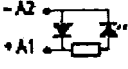
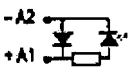


H (height relay) = 20,4 mm

MODULES supporting the relays HJ / HC

	Description	Voltage	Schematic	LED color	Type
	Module with diode. Protection against inverting polarity.	5/230 V DC		1	
		6/230 V DC		2	
	Module with diode and LED. Protection against inverting polarity plus illuminated signal.	6/24 V DC		LED red	4
		24/60 V DC		LED red	4 B
Module "RC" series. Without signal. RC circuit.	5/24 V DC			5 B	
Module with signal LED. No protection against inverting polarity. AC or DC power supply possible.	5/24 V AC / DC		LED red	5	
	110/230 V AC / DC		LED red	9	

MODULES supporting the relay JW

	Description	Voltage	Schematic	LED color	Type
	Module with diode and LED. Protection against inverting polarity plus illuminated signal.	6/24 V DC		LED red	42
		24/60 V DC		LED red	42 B
Module with signal LED. No protection against inverting polarity. AC or DC power supply possible.	6/24 V AC / DC		LED red	62	
	24/60 V AC / DC		LED red	62 E	