



# GX SERIES

- Related Information
- General terms and conditions..... F-7
  - Sensor selection guide ..... P.803~
  - Glossary of terms..... P.1482~
  - General precautions ..... P.1485~

- FIBER SENSORS
- LASER SENSORS
- PHOTOELECTRIC SENSORS
- MICRO PHOTOELECTRIC SENSORS
- AREA SENSORS
- LIGHT CURTAINS / SAFETY COMPONENTS
- PRESSURE / FLOW SENSORS
- INDUCTIVE PROXIMITY SENSORS**
- PARTICULAR USE SENSORS
- SENSOR OPTIONS
- SIMPLE WIRE-SAVING UNITS
- WIRE-SAVING SYSTEMS
- MEASUREMENT SENSORS
- STATIC ELECTRICITY PREVENTION DEVICES
- LASER MARKERS
- PLC
- HUMAN MACHINE INTERFACES
- ENERGY CONSUMPTION VISUALIZATION COMPONENTS
- FA COMPONENTS
- MACHINE VISION SYSTEMS
- UV CURING SYSTEMS



[panasonic.net/id/pidsx/global](http://panasonic.net/id/pidsx/global)



## Robust enclosure and flexible cable types are also available

### VARIETIES

#### Miniature

**GX-3S**

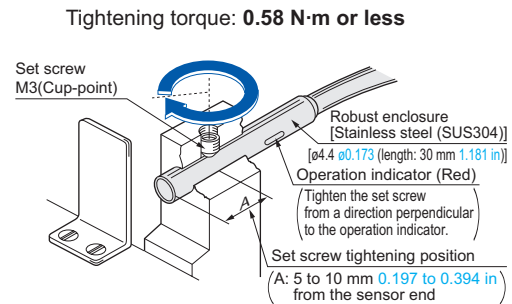
The **GX-3S** is an amplifier built-in inductive proximity sensor having a diameter of just  $\varnothing 3.8$  mm  $\varnothing 0.150$  in.



#### Robust housing

**GX-4S**

The **GX-4S** uses a robust stainless steel enclosure. The tightening torque can be 0.58 N·m or less. (2 times compared with conventional models)

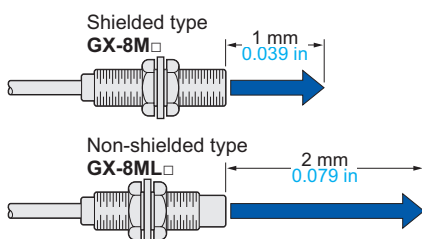


### BASIC PERFORMANCE

#### Long sensing range

**GX-8ML**

The non-shielded type (**GX-8ML**) has twice the sensing range of the shielded type (**GX-8M**), although having the same size. Hence, it allows margin against sensing distance variations.

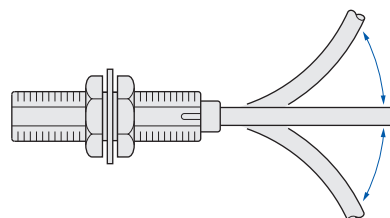


### ENVIRONMENTAL RESISTANCE

#### Ten times greater bending durability (Compared with conventional models)

**GX-□-R**

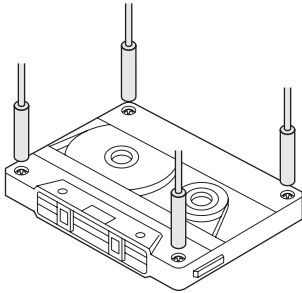
The bending durability of the cable to repeated bending has been increased tenfold by using special alloy cores for the cable.



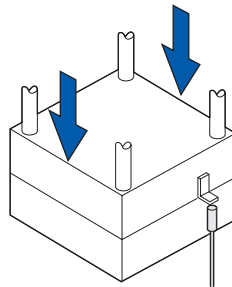
- Selection Guide
- Amplifier Built-in
- Amplifier-separated
- GX-F/H
- GXL
- GL
- GX-M
- GX-U/GX-FU/GX-N
- GX**

**APPLICATIONS**

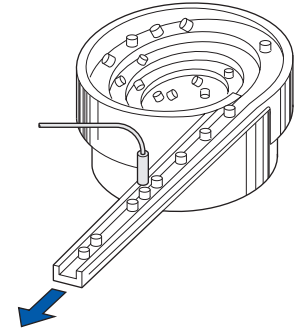
**Sensing screws on cassette**



**Sensing the punch of a die**



**Counting parts**



**ORDER GUIDE**

Type	Appearance (mm in)	Sensing range (Note)	Model No.	Supply voltage	Output	Output operation
Shielded type		Maximum operation distance 0.8 mm 0.031 in (0 to 0.6 mm 0 to 0.024 in) Stable sensing range	<b>GX-3S</b>	12 to 24 V DC ±10 %	NPN open-collector transistor	Normally open
			<b>GX-3SB</b>			Normally closed
	Robust enclosure type	0.8 mm 0.031 in (0 to 0.6 mm 0 to 0.024 in)	<b>GX-4S</b>			Normally open
			<b>GX-4SB</b>			Normally closed
		1 mm 0.039 in (0 to 0.8 mm 0 to 0.031 in)	<b>GX-5S</b>	10 to 30 V DC		Normally open
			<b>GX-5SB</b>	10 to 30 V DC		Normally closed
Threaded type		0.8 mm 0.031 in (0 to 0.6 mm 0 to 0.024 in)	<b>GX-5M</b>	12 to 24 V DC ±10 %	Normally open	
			<b>GX-5MB</b>		Normally closed	
		1 mm 0.039 in (0 to 0.8 mm 0 to 0.031 in)	<b>GX-8M</b>	10 to 30 V DC	Normally open	
			<b>GX-8MB</b>		Normally closed	
Non-shielded type		2 mm 0.079 in (0 to 1.6 mm 0 to 0.063 in)	<b>GX-8ML</b>		Normally open	
			<b>GX-8MLB</b>		Normally closed	

Note: The maximum operation distance stands for the maximum distance for which the sensor can detect the standard sensing object.  
 The stable sensing range stands for the sensing range for which the sensor can stably detect the standard sensing object even if there is an ambient temperature drift and/or supply voltage fluctuation.

- FIBER SENSORS
- LASER SENSORS
- PHOTO-ELECTRIC SENSORS
- MICRO PHOTO-ELECTRIC SENSORS
- AREA SENSORS
- LIGHT CURTAINS / SAFETY COMPONENTS
- PRESSURE / FLOW SENSORS
- INDUCTIVE PROXIMITY SENSORS
- PARTICULAR USE SENSORS
- SENSOR OPTIONS
- SIMPLE WIRE-SAVING UNITS
- WIRE-SAVING SYSTEMS
- MEASUREMENT SENSORS
- STATIC ELECTRICITY PREVENTION DEVICES
- LASER MARKERS
- PLC
- HUMAN MACHINE INTERFACES
- ENERGY CONSUMPTION VISUALIZATION COMPONENTS
- FA COMPONENTS
- MACHINE VISION SYSTEMS
- UV CURING SYSTEMS
- Selection Guide
- Amplifier Built-in
- Amplifier-separated
- GX-F/H**
- GXL**
- GL**
- GX-M**
- GX-U/GX-FU/GX-N
- GX**