

Features


- Screw Terminals
- Long Life Contacts
- Molded Plastic Barrier Insulation
- Molded Nylon Bobbin Coil



R04 Series



Heavy Duty, 30 Amp, Open Frame Relay designed for Industrial Control, High Inrush Current Applications such as Motor Starting and Incandescent Lamp Loads.



AC OPERATED						
NTE TYPE No.	Nom. Voltage	Contact Arr.	Coil Res. Ohms (Typ)	Nom. Power	Max. Contact Cur. @ 28VDC or 120VAC	Diag No.
R04-3A30-12	12VAC	SPST-NO	—	10VA	30A	D4
R04-3A30-24	24VAC	SPST-NO	—	10VA	30A	D4
R04-3A30-120	120VAC	SPST-NO	—	10VA	30A	D4
R04-3A30-240	240VAC	SPST-NO	—	10VA	30A	D4
R04-5A30-12	12VAC	SPDT	—	10VA	30A	D3
R04-5A30-24	24VAC	SPDT	—	10VA	30A	D3
R04-5A30-110	120VAC	SPDT	—	10VA	30A	D3
R04-5A30-240	240VAC	SPDT	—	10VA	30A	D3
R04-7A30-12	12VAC	DPST-NO	—	10VA	30A	D4
R04-7A30-24	24VAC	DPST-NO	—	10VA	30A	D4
R04-7A30-120	120VAC	DPST-NO	—	10VA	30A	D4
R04-7A30-240	240VAC	DPST-NO	—	10VA	30A	D4
R04-11A30-12	12VAC	DPDT	—	10VA	30A	D5
R04-11A30-24	24VAC	DPDT	—	10VA	30A	D5
R04-11A30-120	120VAC	DPDT	—	10VA	30A	D5
R04-11A30-240	240VAC	DPDT	—	10VA	30A	D5
DC OPERATED						
R04-3D30-12	12VDC	SPST-NO	70	2.0W	30A	D4
R04-3D30-24	24VDC	SPST-NO	290	2.0W	30A	D4
R04-5D30-12	12VDC	SPDT	70	2.0W	30A	D3
R04-5D30-24	24VDC	SPDT	290	2.0W	30A	D3
R04-5D30-110	110VDC	SPDT	6K	2.0W	30A	D3
R04-7D30-12	12VDC	DPST-NO	70	2.0W	30A	D4
R04-7D30-24	24VDC	DPST-NO	290	2.0W	30A	D4
R04-7D30-110	110VDC	DPST-NO	6K	2.0W	30A	D4
R04-11D30-12	12VDC	DPDT	70	2.0W	30A	D5
R04-11D30-24	24VDC	DPDT	290	2.0W	30A	D5
R04-11D30-48	48VDC	DPDT	1200	2.0W	30A	D5
R04-11D30-110	110VDC	DPDT	6K	2.0W	30A	D5

ACCESSORIES	
DESCRIPTION	NTE TYPE NO.
DUST COVER, 2-PIECE ENAMELED STEEL ENCLOSURE	RLY9165

Electrical Specifications

Contact

Contact Rating: 30 Amps up to 300VAC 50/60 Hz, 5 Amps @ 480/600VAC, 50/60Hz, 0.75pf (slightly inductive) load. 1½ HP motor load at 120 thru 600VAC 50/60Hz. 30 Amps @ 28VDC, resistive load (each pole). 2 HP motor load at 200 thru 600VAC 50/60Hz when using two poles to switch both sides of load.

Contact Material: Silver cadmium oxide, 5/16" Dia

Coil

Coil Voltages: See Chart

Coil Resistance: See chart

Coil Power: Maximum Coil Dissipation: 4 watts DC

Duty Cycle: Continuous

Operational Characteristics

Timing Values Operate Time: 40ms or less
Release Time: 30ms or less

Insulation Characteristics

Dielectric Strength

Across Open Contacts: 1500 VRMS
Between mutually insulated conductive elements: 2200 VRMS

Environmental Characteristics

Operating: -30° to +50°C (AC), -30°C to +60°C (DC)

Non-operating (storage): -30°C to +100°C

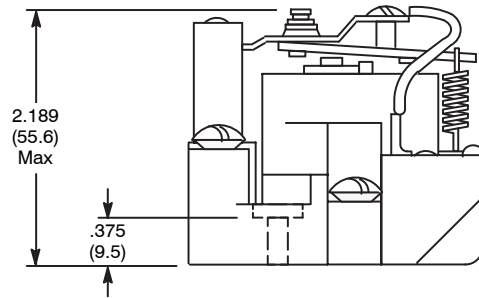
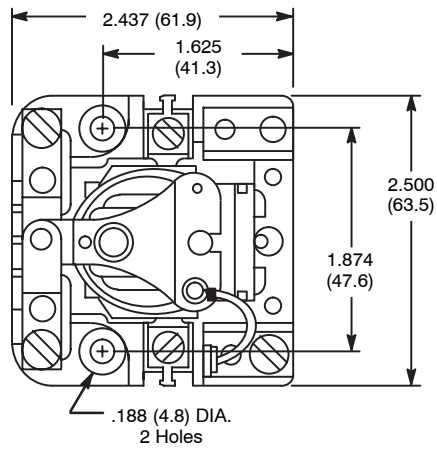
Weight

D3 case: 8 ozs (227 grams)—approx

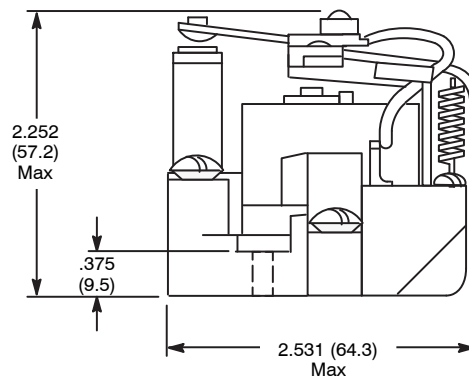
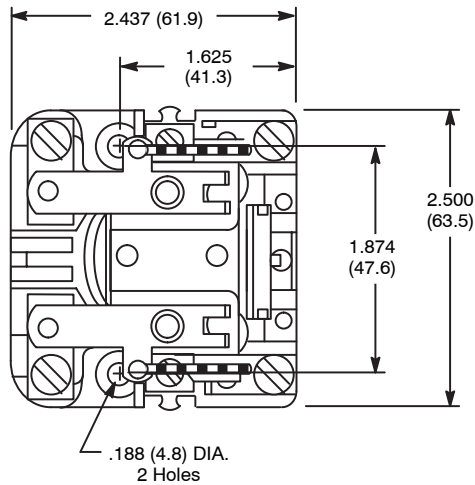
D4 case: 9 ozs (255 grams)—approx

D5 case: 11 ozs (311 grams)—approx

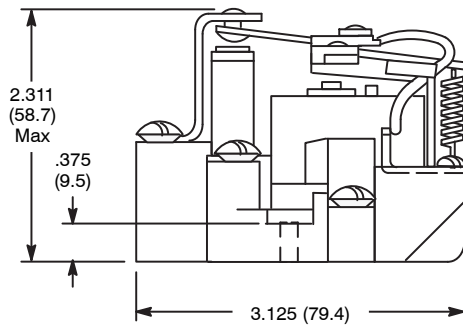
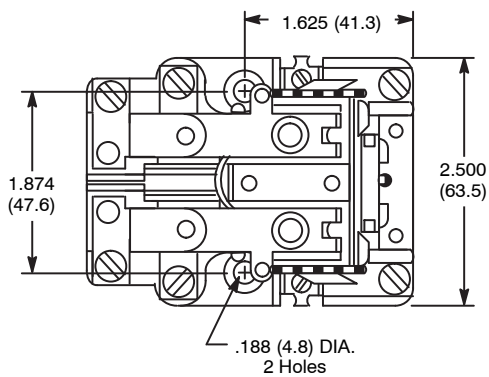
D3



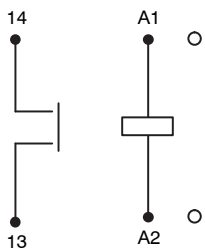
D4



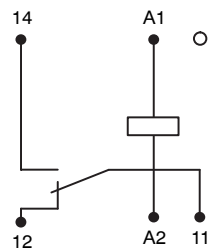
D5



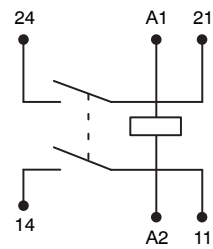
SPST-NO 1 Form "A"



SPDT 1 Form "C"



DPST-NO 2 Form "A"



DPDT 2 Form "C"

