

Fig. 2 - Test Circuit

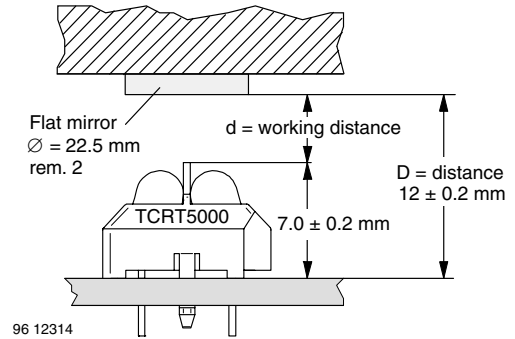
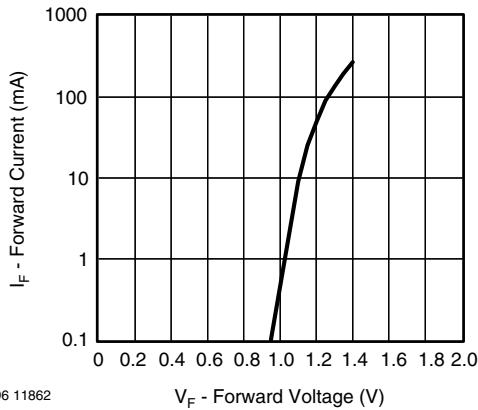


Fig. 3 - Test Circuit

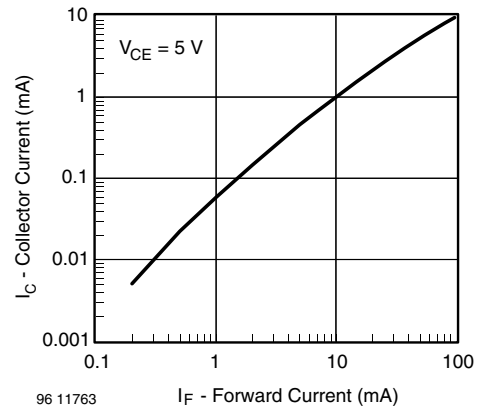
### BASIC CHARACTERISTICS

$T_{amb} = 25\text{ }^{\circ}\text{C}$ , unless otherwise specified



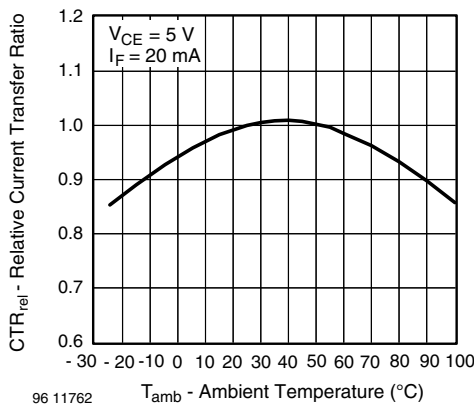
96 11862

Fig. 4 - Forward Current vs. Forward Voltage



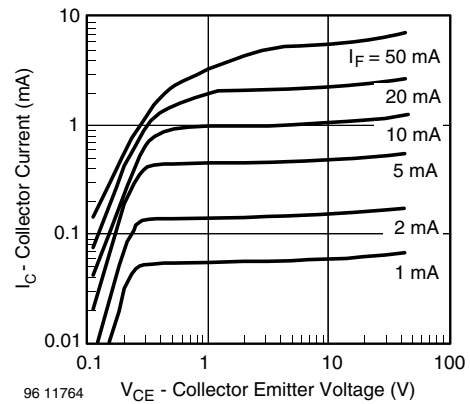
96 11763

Fig. 6 - Collector Current vs. Forward Current



96 11762

Fig. 5 - Relative Current Transfer Ratio vs. Ambient Temperature



96 11764

Fig. 7 - Collector Emitter Saturation Voltage vs. Collector Current

# TCRT5000, TCRT5000L



Vishay Semiconductors

Reflective Optical Sensor with Transistor Output

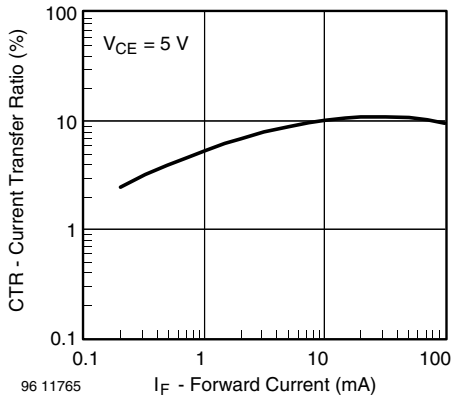


Fig. 8 - Current Transfer Ratio vs. Forward Current

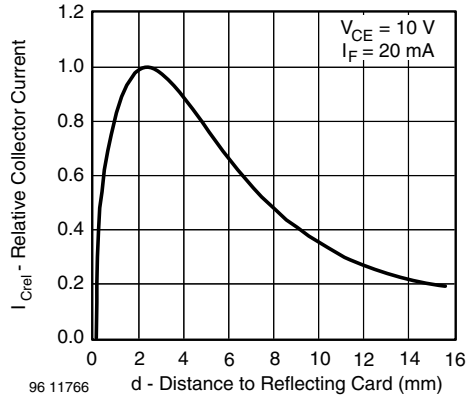
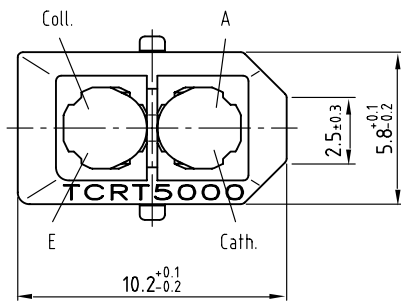
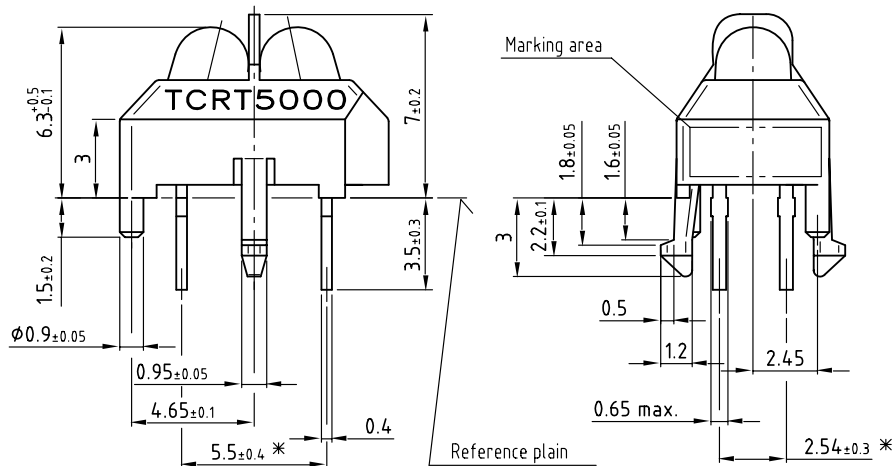


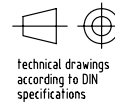
Fig. 9 - Relative Collector Current vs. Distance

## PACKAGE DIMENSIONS in millimeters, TCRT5000

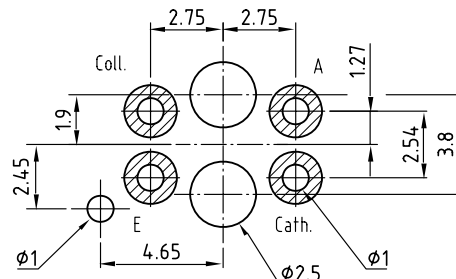


\* Tolerances related to reference plain

weight: ca. 0.23g



Footprint Top View



Drawing-No.: 6.550-5096.01-4

Issue: 4; 11.04.02

96 12073