

# Bussmann series NITD BS88 Offset bolted tags



## Product description

Eaton's Bussmann series range of British Standard A1 fuse links is specifically designed for the protection of general industrial applications e.g. power distribution, cable protection, motor protection.

## Standard features

- Good peak let-through current limitation
- 1:1:6 Selective coordination ratio between "minor" and "major" fuse
- Power loss values well within the limits of IEC 60269

**Catalogue symbol:**

- NITD (Amps)

**Technical data:**

- Rated voltage: 415 V a.c. / 550 V a.c.
- Rated current: 2 A to 32 A
- BS reference: A1
- Breaking capacity: 80kA
- Class of operation: gG and gM

**Standards/Approvals:**

- BS88
- IEC 60269
- Suitable for use in RoHS compliant applications

**Fuse holders (ordered separately)**

- CM32FC
- CM20F (up to 20 A)
- RS20H (up to 20 A)

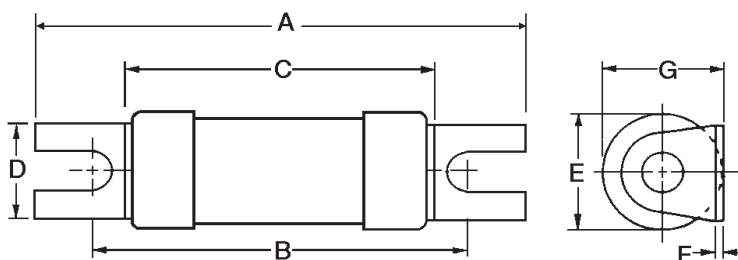
**Packaging:**

- MOQ 20

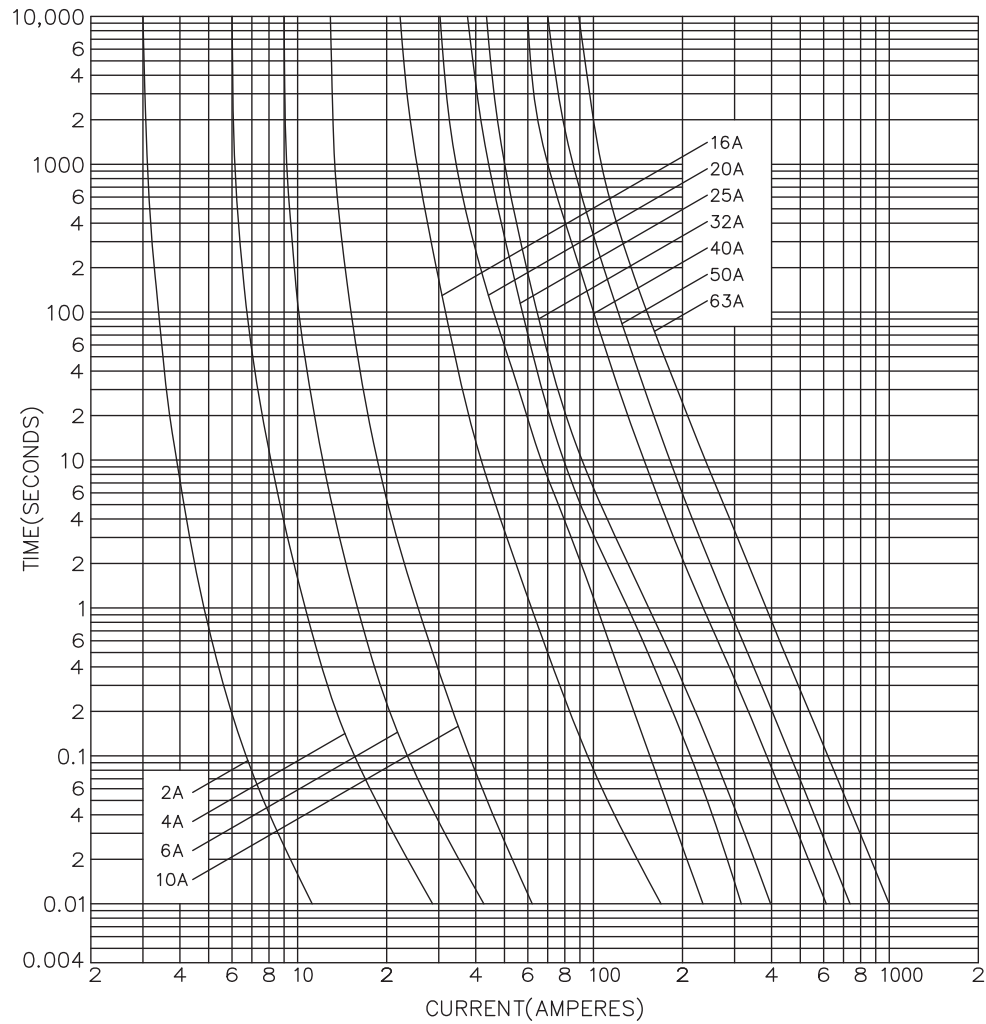
**Table 1. Technical Data**

Part number	Rated voltage	Rated current (amps)	Energy integrals I <sup>2</sup> t (A <sup>2</sup> S)		Watts loss W	Dimensions (mm)								Product Class	Weight
			Pre-arcing	Total at 415 V		A	B	C	D	E	F	G			
NITD2	550 V a.c.	2	1.3	4.5	0.9	55	44.5	34.6	11.2	13.8	0.80	14	gG	15g	
NITD4	550 V a.c.	4	7.8	27	1.4	55	44.5	34.6	11.2	13.8	0.80	14	gG	15g	
NITD6	550 V a.c.	6	29	100	1.8	55	44.5	34.6	11.2	13.8	0.80	14	gG	15g	
NITD10	550 V a.c.	10	120	400	2.1	55	44.5	34.6	11.2	13.8	0.80	14	gG	15g	
NITD16	550 V a.c.	16	120	470	1.8	55	44.5	34.6	11.2	13.8	0.80	14	gG	15g	
NITD20	550 V a.c.	20	260	1000	1.8	55	44.5	34.6	11.2	13.8	0.80	14	gG	15g	
NITD25	550 V a.c.	25	560	2300	2	55	44.5	34.6	11.2	13.8	0.80	14	gG	15g	
NITD32	550 V a.c.	32	710	3000	2.9	55	44.5	34.6	11.2	13.8	0.80	14	gG	15g	
NITD20M25	550 V a.c.	20M25	575	2300	1.6	55	44.5	35.6	11.1	13.8	1.20	18.5	gM	15g	
NITD20M32	550 V a.c.	20M32	720	3000	1.1	55	44.5	35.6	11.1	13.8	1.20	18.5	gM	15g	
NITD32M40	415 V a.c.	32M40	1500	6000	1.9	55	44.5	35.6	11.1	17.5	1.20	18.5	gM	25g	
NITD32M50	415 V a.c.	32M50	2700	8600	1.4	55	44.5	35.6	11.1	17.5	1.20	18.5	gM	25g	
NITD32M63	415 V a.c.	32M63	5000	13,400	1	55	44.5	35.6	11.1	17.5	1.20	18.5	gM	25g	

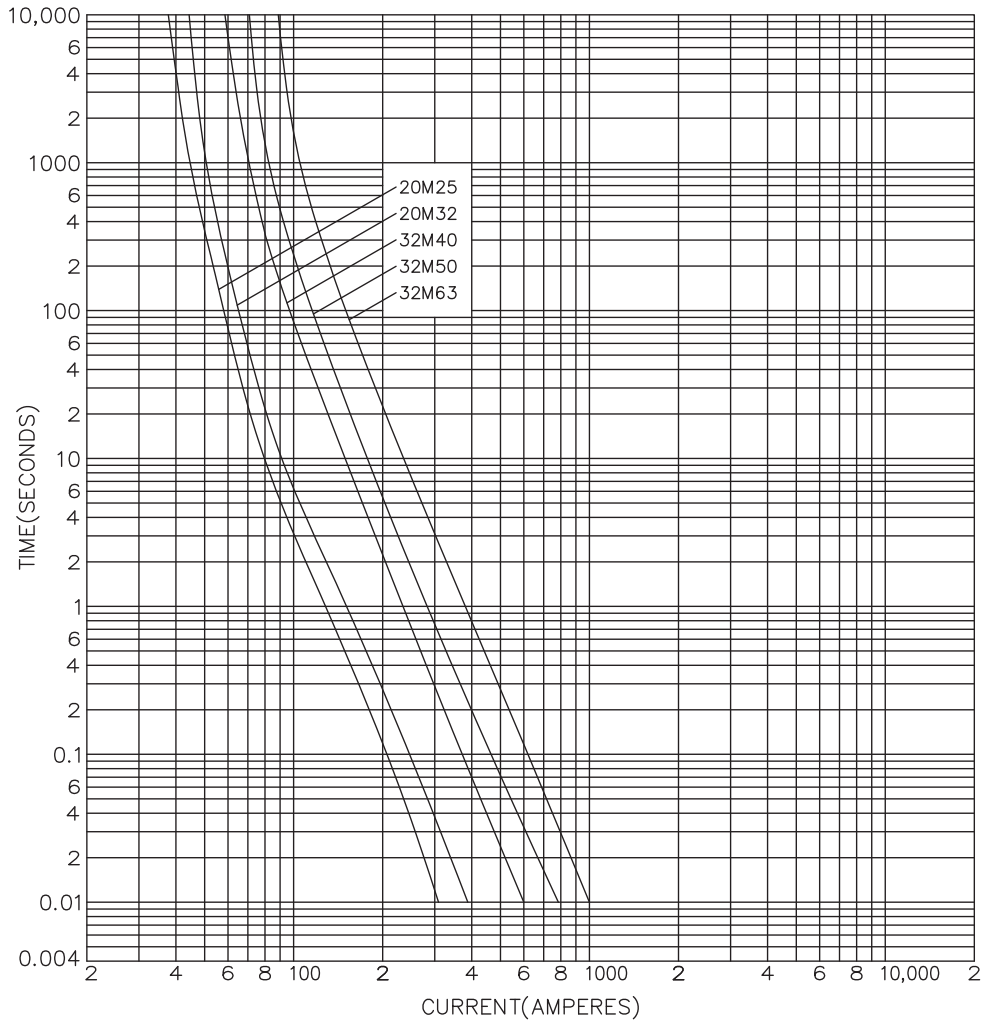
**Outline drawing**



Time current curve, NITD gG, 2 to 32 A only



**Time current curve, NITD aM**



Changes to the products, to the information contained in this document, and to prices are reserved; so are errors and omissions. Only order confirmations and technical documentation by Eaton is binding. Photos and pictures also do not warrant a specific layout or functionality. Their use in whatever form is subject to prior approval by Eaton. The same applies to Trademarks (especially Eaton, Moeller, and Cutler-Hammer). The Terms and Conditions of Eaton apply, as referenced on Eaton Internet pages and Eaton order confirmations.

**Eaton**  
 EMEA Headquarters  
 Route de la Longeraie 7  
 1110 Morges, Switzerland  
 Eaton.eu

© 2015 Eaton  
 All Rights Reserved  
 Publication No. 4106  
 June 2015