

IEC Low Voltage General Purpose Protection

Ferrule fuse-links

8x31 gG 400VAC from 0.5 to 25A

Ferraz Shawmut aM and gG fuse-links cover a wide range of physical sizes and ampere ratings for 400, 500, and 690VAC for protection in electrical distribution circuits and various industrial applications. Most ratings are available in size 8x31 and size 10x38 with an optional indicator, and in size 14x51 and 22x58 with an optional striker to activate an auxiliary contact. All cylindrical fuse-links have ceramic bodies and silver-plated ferrules. Our technology and process was designed to ensure highly reliable technical performance.



Benefits

- Small size
- Full range protection
- Safest and most reliable protection system
- High limiting and breaking capacity
- Visual blown fuse indication
- Low power dissipation

Applications

gG type for protection of line, cable against overload and short circuit in various industrial application and electrical distribution circuits.

Size	Rated Voltage (V)	Nominal Current (A)	Class	Catalog Number w/o indicator	Reference Number w/o indicator	Catalog Number with indicator	Reference Number with indicator
8x31	400	0.5	gG	FR8GG40V0.5	P218191	-	-
8x31	400	1	gG	FR8GG40V1	C218709	-	-
8x31	400	2	gG	FR8GG40V2	Q219227	FR8GG40V2I	B222204
8x31	400	4	gG	FR8GG40V4	W222958	FR8GG40V4I	X222959
8x31	400	6	gG	FR8GG40V6	A211025	FR8GG40V6I	V201291
8x31	400	8	gG	FR8GG40V8	B213096	FR8GG40V8I	B211026
8x31	400	10	gG	FR8GG40V10	A214613	FR8GG40V10I	A212060
8x31	400	12	gG	FR8GG40V12	R216146	FR8GG40V12I	C213097
8x31	400	16	gG	FR8GG40V16	P216650	FR8GG40V16I	Y214105
8x31	400	20	gG	FR8GG40V20	F217677	FR8GG40V20I	J215127
8x31	400	25	gG	FR8GG40V25	D218710	FR8GG40V25I	S216147

Ratings

400VAC 0.5 to 25A
20kA breaking capacity

Standards & Approvals

IEC 60269-1 & -2

RoHS Compliant



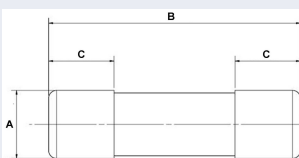
Related products

Fuse-holders: Modulostar® CMS8

Material body: Ceramic
Material contact: Silver plated copper


Product weight: 4.4g
Packaging: 10 pieces

Dimensions (mm)



Size	A	B	C
8x31	8.5	31.5	6.7

Blown fuse indicator



Before

After

IEC Low Voltage General Purpose Protection

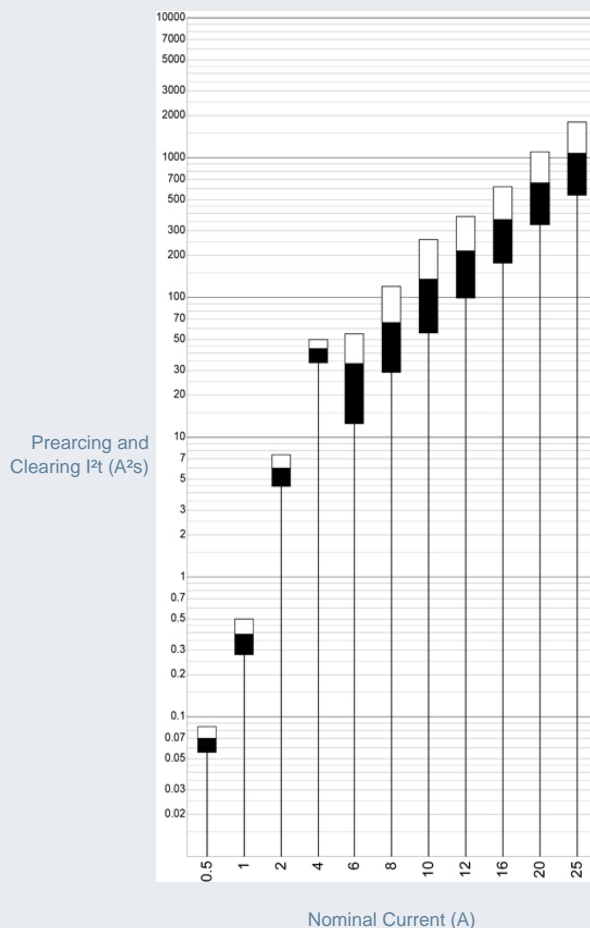
Ferrule fuse-links

8x31 gG 400VAC from 0.5 to 25A



Size	Rated Voltage (V)	Nominal Current (A)	Breaking Capacity @ Rated Voltage (kA)	Watts Loss @ 100% In (W)
8x31	400	0.5	20	0.55
8x31	400	1	20	0.35
8x31	400	2	20	0.45
8x31	400	4	20	0.06
8x31	400	6	20	0.83
8x31	400	8	20	1
8x31	400	10	20	1.2
8x31	400	12	20	1.3
8x31	400	16	20	1.7
8x31	400	20	20	2
8x31	400	25	20	2.4

Characteristics I²t



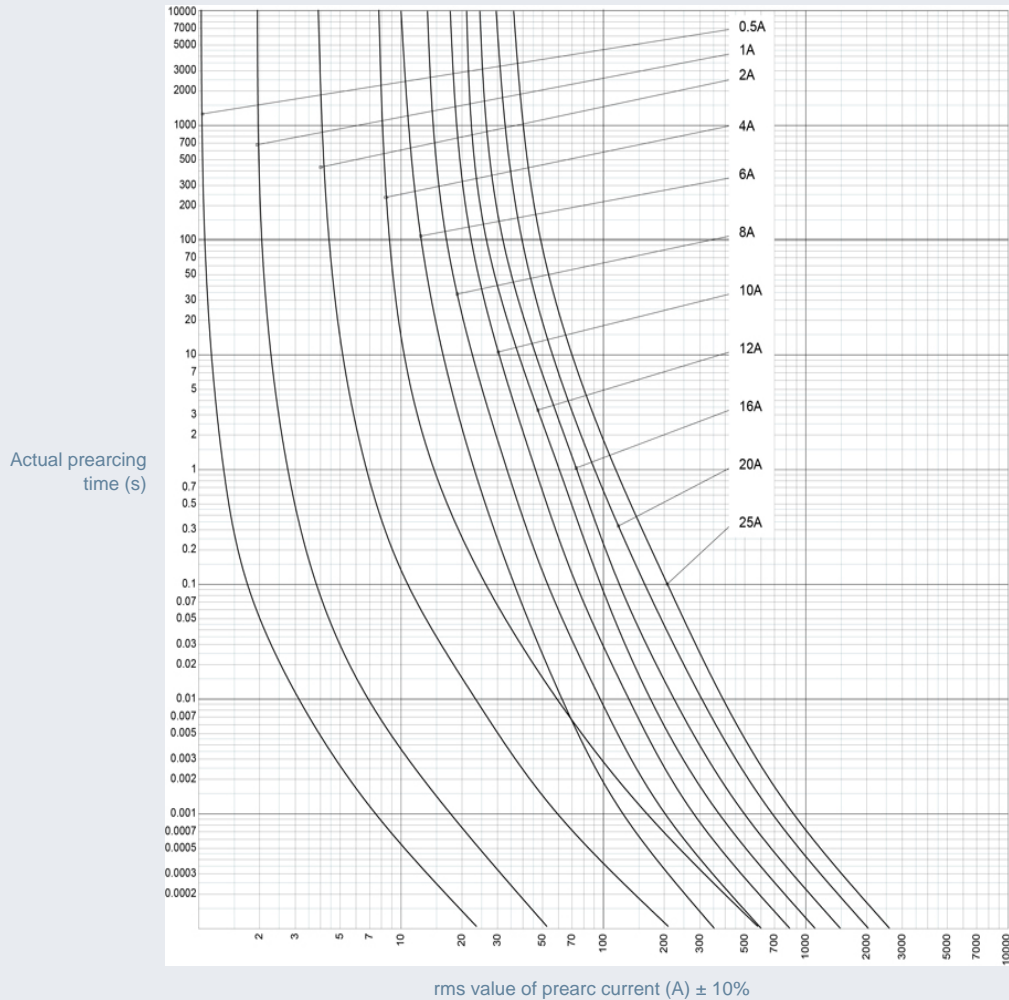
IEC Low Voltage General Purpose Protection

Ferrule fuse-links

8x31 gG 400VAC from 0.5 to 25A

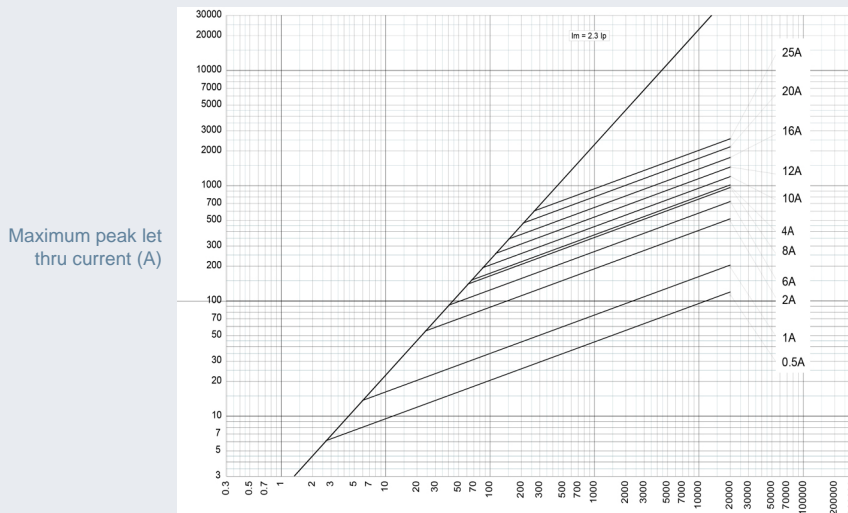


Time current characteristics



rms value of prearc current (A) $\pm 10\%$

Peak let thru characteristics



Maximum peak let thru current (A)

50 Hz rms symmetrical prospective current (Ip) (A)