

Micro Chip Fuse

Type: **ERBRD**
ERBRE
ERBRG



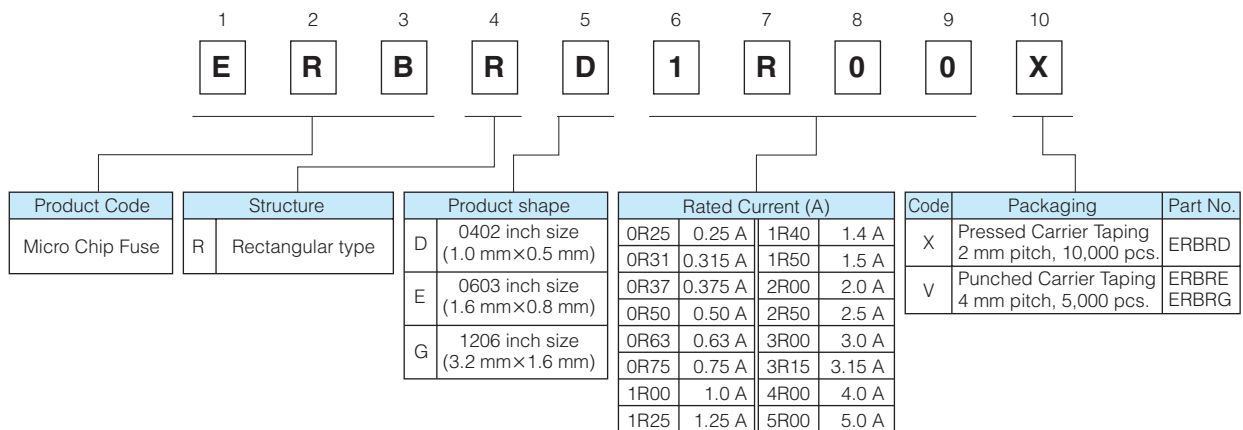
Features

- Small size
- Fast-acting and withstanding in-rush current characteristics
- RoHS compliant

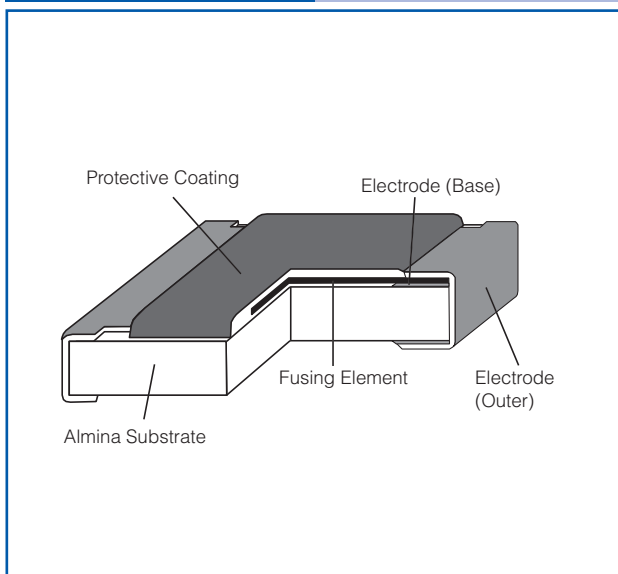
Approved Safety Standards

UL248-14 : File No.E194052
 c-UL C22.2 No.248-14 : File No.E194052

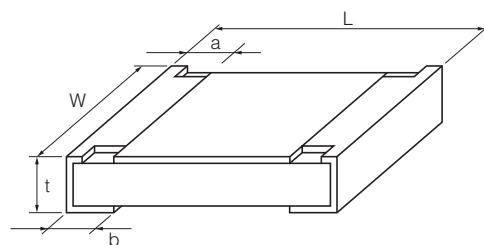
Explanation of Part Numbers



Construction



Dimensions in mm (not to scale)



| Part No. (inch size) | Dimensions (mm) | | | | | Mass (Weight) (g/1000 pcs.) |
|-------------------------|-----------------------|--|-----------------------|-----------------------|-----------------------|-----------------------------------|
| | L | W | a | b | t | |
| ERBRD (0402) | 1.00 ^{+0.10} | 0.50 ^{+0.10} _{-0.05} | 0.15 ^{+0.10} | 0.25 ^{+0.10} | 0.39 ^{+0.10} | 0.7 |
| ERBRE (0603) | 1.60 ^{+0.15} | 0.80 ^{+0.15} _{-0.05} | 0.24 ^{+0.15} | 0.30 ^{+0.15} | 0.54 ^{+0.10} | 2.2 |
| ERBRG (1206) | 3.20 ^{+0.20} | 1.60 ^{+0.15} | 0.30 ^{+0.20} | 0.55 ^{+0.20} | 0.65 ^{+0.10} | 10 |

Ratings

- 0402 inch /1005 mm size : Type ERBRD

| Part No. | ERBRD□R□□X | | | | | | | | | | | | | |
|---|--|-------|-------|------|------|------|------|------|------|------|------|------|------|------|
| | 0R25 | 0R31 | 0R37 | 0R50 | 0R63 | 0R75 | 1R00 | 1R25 | 1R50 | 2R00 | 2R50 | 3R00 | 4R00 | 5R00 |
| Rated Current (A) | 0.25 | 0.315 | 0.375 | 0.5 | 0.63 | 0.75 | 1.0 | 1.25 | 1.5 | 2.0 | 2.5 | 3.0 | 4.0 | 5.0 |
| Marking Code | V | X | Y | F | 6 | G | H | J | K | N | O | P | S | T |
| Internal R (mΩ) at 25 °C max. | 700 | 520 | 440 | 310 | 220 | 190 | 125 | 82 | 70 | 53 | 42 | 37 | 24 | 19.5 |
| Fusing Current/Fusing Time (at 25 °C) | Rated Current × 100 % / 4 hours min. | | | | | | | | | | | | | |
| | Rated Current × 200 % / 5 seconds max. | | | | | | | | | | | | | |
| | Rated Current × 300 % / 0.2 seconds max. | | | | | | | | | | | | | |
| Rated Voltage (Open Circuit Voltage) (V) DC | 32 | | | | | | | | | | | | | |
| Interrupting Rating at Rated Voltage (A) | 35 | | | | | | | | | | | | | |
| Category Temp. Range (°C) | -40 to +125 | | | | | | | | | | | | | |

- 0603 inch / 1608 mm size : Type ERBRE

| Part No. | ERBRE□R□□V | | | | | | | | | | | |
|---|--|------|------|------|------|------|------|------|------|------|------|------|
| | 0R50 | 0R75 | 1R00 | 1R25 | 1R40 | 1R50 | 2R00 | 2R50 | 3R00 | 3R15 | 4R00 | 5R00 |
| Rated Current (A) | 0.5 | 0.75 | 1.0 | 1.25 | 1.4 | 1.5 | 2.0 | 2.5 | 3.0 | 3.15 | 4.0 | 5.0 |
| Marking Code | F | G | H | J | 14 | K | N | O | P | 31 | S | T |
| Internal R (mΩ) at 25 °C max. | 330 | 190 | 125 | 94 | 85 | 72 | 51 | 40 | 33 | 32 | 22 | 19 |
| Fusing Current/Fusing Time (at 25 °C) | Rated Current × 100 % / 4 hours min. | | | | | | | | | | | |
| | Rated Current × 200 % / 5 seconds max. | | | | | | | | | | | |
| | Rated Current × 300 % / 0.2 seconds max. | | | | | | | | | | | |
| Rated Voltage (Open Circuit Voltage) (V) DC | 32 | | | | | | | | | | | |
| Interrupting Rating at Rated Voltage (A) | 50 | | | | | | | | | | | |
| Category Temp. Range (°C) | -40 to +125 | | | | | | | | | | | |

- 1206 inch / 3216 mm size : Type ERBRG

| Part No. | ERBRG□R□□V | | | | | | | | | |
|---|--|------|------|------|------|------|------|------|------|--|
| | 0R50 | 0R75 | 1R00 | 1R25 | 1R50 | 2R00 | 2R50 | 3R00 | 4R00 | |
| Rated Current (A) | 0.5 | 0.75 | 1.0 | 1.25 | 1.5 | 2.0 | 2.5 | 3.0 | 4.0 | |
| Marking Code | F | G | H | J | K | N | O | P | S | |
| Internal R (mΩ) at 25 °C max. | 560 | 340 | 210 | 175 | 115 | 85 | 65 | 45 | 35 | |
| Fusing Current/Fusing Time (at 25 °C) | Rated Current × 100 % / 4 hours min. | | | | | | | | | |
| | Rated Current × 200 % / 5 seconds max. | | | | | | | | | |
| | Rated Current × 300 % / 0.2 seconds max. | | | | | | | | | |
| Rated Voltage (Open Circuit Voltage) (V) DC | 63 | | | | | 32 | | | | |
| Interrupting Rating at Rated Voltage (A) | 50 | | | | | | | | | |
| Category Temp. Range (°C) | -40 to +125 | | | | | | | | | |

* The thin type is available about 1005 (0402 inch) size. Please contact us for details.

* Please contact us when another rated current is needed.