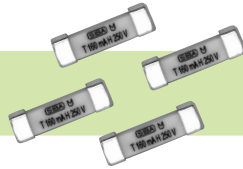
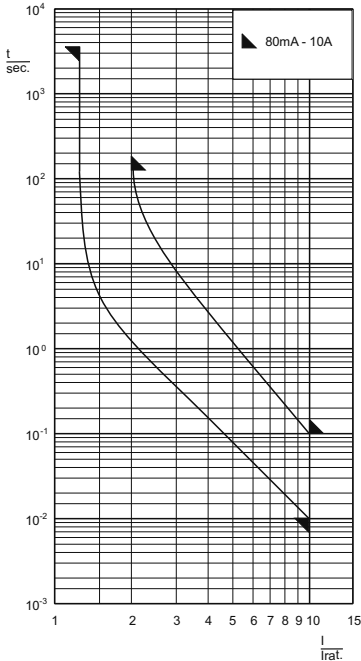


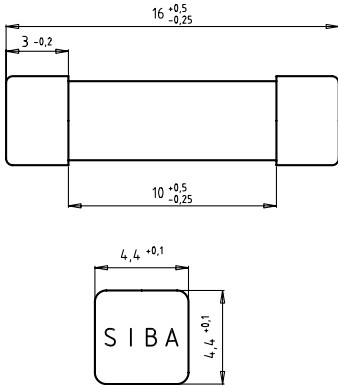
Type
160016



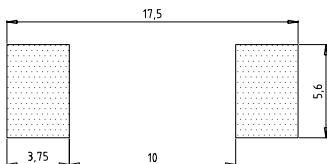
Zeit/Strom-Kennlinien
Time-Current Characteristics



Abmessungen
Dimensions



Empfohlene Anschlussflächen
Recommended pad layout



Aufbau / Construction

Isolierkörper / insulating body

Kontaktkappen / contact caps

Lötwärmebeständigkeit /
resistance to soldering heat:

Keramikrohr mit Füllung /
ceramic tube with filling

Kupferlegierung, versilbert / copper-alloy,
silver-plated

260 °C, 10 s (nach IEC 60068 / to IEC 60068)

Schmelzeitgrenzwerte / Fusing time limits

Bemessungsstrom Rated Current	1,25 I _N		2 I _N		2,75 I _N		4 I _N		10 I _N	
	min.	max.	min.	max.	min.	max.	min.	max.	min.	max.
80 mA - 10 A	1 h	2 min	-	-	-	-	-	-	10 ms	100 ms

IEC 60127-4/2 UL 248-14	4,5 x 16 mm	250 V	T träge time-lag
----------------------------	--------------------	-------	------------------------

Artikel-Nr. Article-no.	Bemessungsstrom Rated Current	Bemessungs-Ausschaltvermögen Rated Breaking Capacity	Spannungsfall Voltage Drop	Leistungsabgabe Power Dissipation (@ 1,25 I _N)	Schmelzintegral I ² t ₅ Value (@ 10 I _N)	Approbationen Approvals
			mV	mW	A ² s	UL rec
160016.0,05 ²⁾	50 mA ²⁾					✓
160016.0,08	80 mA	1500 A @ AC 305 V ¹⁾	2050	270	0,025	✓
160016.0,1	100 mA	1500 A @ AC 305 V ¹⁾	1750	290	0,030	✓
160016.0,125	125 mA	1500 A @ AC 305 V ¹⁾	1430	310	0,055	✓
160016.0,16	160 mA	1500 A @ AC 305 V ¹⁾	1220	340	0,065	✓
160016.0,2	200 mA	1500 A @ AC 305 V ¹⁾	960	350	0,11	✓
160016.0,25	250 mA	1500 A @ AC 305 V ¹⁾	840	360	0,19	✓
160016.0,315	315 mA	1500 A @ AC 305 V ¹⁾	700	380	0,34	✓
160016.0,4	400 mA	1500 A @ AC 305 V ¹⁾	570	400	0,54	✓
160016.0,5	500 mA	1500 A @ AC 305 V ¹⁾	490	430	0,86	✓
160016.0,63	630 mA	1500 A @ AC 305 V ¹⁾	410	460	1,5	✓
160016.0,8	800 mA	1500 A @ AC 305 V ¹⁾	350	490	2,6	✓
160016.1	1 A	1500 A @ AC 305 V ¹⁾	380	640	4,5	✓
160016.1,25	1,25 A	1500 A @ AC 305 V ¹⁾	340	790	4,1	✓
160016.1,6	1,6 A	1500 A @ AC 305 V ¹⁾	330	970	6,2	✓
160016.2	2 A	1500 A @ AC 305 V ¹⁾	280	1060	13	✓
160016.2,5	2,5 A	1500 A @ AC 305 V ¹⁾	240	1120	21	✓
160016.3,15	3,15 A	1500 A @ AC 305 V ¹⁾	200	1200	35	✓
160016.4	4 A	1500 A @ AC 305 V ¹⁾	160	1250	49	✓
160016.5	5 A	1500 A @ AC 277 V ¹⁾	140	1300	92	✓
160016.6,3	6,3 A	1500 A @ AC 277 V ¹⁾	120	1370	170	✓
160016.8	8 A	1500 A @ AC 250 V ¹⁾	90	1250	160	✓
160016.10	10 A	1500 A @ AC 250 V ¹⁾	80	1500	280	✓

¹⁾ 1500A @ DC 250V

²⁾ Auf Anfrage / upon request

Sonderausschaltvermögen - special breaking capacity 4000A @ AC 250V cosφ = 0,7-0,8

Type	Abk. Abbr.	Beschreibung Description
160016	-	100 Stück / pieces
	GT	1.500 Stück gegurtet / 1.500 pieces on tape
z.B./ e.g.	160016.1,25GT	