

SGMAH-□, SGMPH-□, SGMGH-□,SGMSH-□,SGMUH-□,SGMBH-□

Sigma-II rotary servo motors

The ideal servo family for motion control. Fast response, high speed, and high accuracy.

- 6 different designs provide a complete range of servo motors to meet the power, speed and performance required per each application.
- Peak torque 300% of nominal during 3 seconds
- Automatic motor recognition by servo drive
- IP67 and shaft oil seal available
- High resolution encoders
- Absolute multiturn encoder solution
- Compact design and robust construction

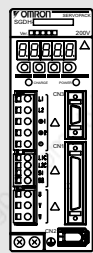
Ratings

- 230 VAC from 30 W to 1.5k W (rated torque from 0.09 to 4.77 Nm)
- 400 VAC from 300 W to 55 kW (rated torque from 0.95 Nm to 350 Nm)



System configuration

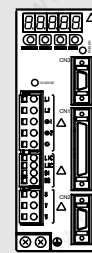
(Refer to servo drive chapter)



Servo drive with option boards for flexible system configuration

Sigma-II Servo Drive

Drive options



Intelligent Servo Drive

XtraDrive

SGMBH Servo Motor
1500 rpm
(22 kW-55 kW)

SGMAH Servo Motor
3000 rpm
(30-750 W)







SGMPH Servo Motor
3000 rpm
(100-1500 W)

SGMGH Servo Motor
1500 rpm
(450W-15 kW)

SGMUH Servo Motor
3000 rpm
(1-5 kW)

SGMSH Servo Motor
6000 rpm
(1-4 kW)

Servo motor / servo drive combination

	Sigma-II rotary servo motor				Sigma-II servo drive		XtraDrive servo drive	
	Voltage	Rated torque	Capacity	Model	230 V (1-phase)	400 V (3-phase)	230 V (1-phase)	400 V (3-phase)
 SGMAH (3000 min ⁻¹)	230 V	0.0955 N.m	30 W	SGMAH-A3A□	SGDH-A3AE-OY	-	XD-P3-MN01	-
		0.159 N.m	50 W	SGMAH-A5A□	SGDH-A5AE-OY	-	XD-P5-MN01	-
		0.318 N.m	100 W	SGMAH-01A□	SGDH-01AE-OY	-	XD-01-MN01	-
		0.637 N.m	200 W	SGMAH-02A□	SGDH-02AE-OY	-	XD-02-MN01	-
		1.27 N.m	400 W	SGMAH-04A□	SGDH-04AE-OY	-	XD-04-MN01	-
	400 V	2.39 N.m	750 W	SGMAH-08A□	SGDH-08AE-S-OY	-	XD-08-MN	-
		0.955 N.m	300 W	SGMAH-03D□	-	SGDH-05DE-OY	-	XD-05-TN
		2.07 N.m	650 W	SGMAH-07D□	-	SGDH-10DE-OY	-	XD-10-TN
 SGMPH (3000 min ⁻¹)	230 V	0.318 N.m	100 W	SGMPH-01A□	SGDH-01AE-OY	-	XD-01-MN01	-
		0.637 N.m	200 W	SGMPH-02A□	SGDH-02AE-OY	-	XD-02-MN01	-
		1.27 N.m	400 W	SGMPH-04A□	SGDH-04AE-OY	-	XD-04-MN01	-
		2.39 N.m	750 W	SGMPH-08A□	SGDH-08AE-S-OY	-	XD-08-MN	-
		4.77 N.m	1500 W	SGMPH-15A□	SGDH-15AE-S-OY	-	XD-15-MN	-
	400 V	0.637 N.m	200 W	SGMPH-02D□	-	SGDH-05DE-OY	-	XD-05-TN
		1.27 N.m	400 W	SGMPH-04D□	-	SGDH-05DE-OY	-	XD-05-TN
		2.39 N.m	750 W	SGMPH-08D□	-	SGDH-10DE-OY	-	XD-10-TN
 SGMGH (1500 min ⁻¹)	400 V	2.84 N.m	0.45 kW	SGMGH-05D□	-	SGDH-05DE-OY	-	XD-05-TN
		5.39 N.m	0.85 kW	SGMGH-09D□	-	SGDH-10DE-OY	-	XD-10-TN
		8.34 N.m	1.3 kW	SGMGH-13D□	-	SGDH-15DE-OY	-	XD-15-TN
		11.5 N.m	1.8 kW	SGMGH-20D□	-	SGDH-20DE-OY	-	XD-20-TN
		18.6 N.m	2.9 kW	SGMGH-30D□	-	SGDH-30DE-OY	-	XD-30-TN
		28.4 N.m	4.4 kW	SGMGH-44D□	-	SGDH-50DE-OY	-	XD-50-TN
		35.0 N.m	5.5 kW	SGMGH-55D□	-	SGDH-60DE-OY	-	-
		48.0 N.m	7.5 kW	SGMGH-75D□	-	SGDH-75DE-OY	-	-
 SGMSH (3000 min ⁻¹)	400 V	70.0 N.m	11 kW	SGMGH-1AD□	-	SGDH-1ADE-OY	-	-
		95.4 N.m	15 kW	SGMGH-1ED□	-	SGDH-1EDE-OY	-	-
		3.18 N.m	1.0 kW	SGMSH-10D□	-	SGDH-10DE-OY	-	XD-10-TN
		4.90 N.m	1.5 kW	SGMSH-15D□	-	SGDH-15DE-OY	-	XD-15-TN
		6.36 N.m	2.0 kW	SGMSH-20D□	-	SGDH-20DE-OY	-	XD-20-TN
		9.80 N.m	3.0 kW	SGMSH-30D□	-	SGDH-30DE-OY	-	XD-30-TN
 SGMUH (6000 min ⁻¹)	400 V	12.6 N.m	4.0 kW	SGMSH-40D□	-	SGDH-50DE-OY	-	XD-50-TN
		15.8 N.m	5.0 kW	SGMSH-50D□	-	SGDH-50DE-OY	-	XD-50-TN
		1.59 N.m	1.0 kW	SGMUH-10D□	-	SGDH-10DE-OY	-	XD-10-TN
		2.45 N.m	1.5 kW	SGMUH-15D□	-	SGDH-15DE-OY	-	XD-15-TN
 SGMBH (1500 min ⁻¹)	400 V	4.9 N.m	3.0 kW	SGMUH-30D□	-	SGDH-30DE-OY	-	XD-30-TN
		6.3 N.m	4.0 kW	SGMUH-40D□	-	SGDH-50DE-OY	-	XD-50-TN
		140 Nm	22 kW	SGMBH-2BD□	-	SGDH-2BDE	-	-
		191 Nm	30 kW	SGMBH-3ZD□	-	SGDH-3ZDE	-	-
		236 Nm	37 kW	SGMBH-3GD□	-	SGDH-3GDE	-	-
286 Nm	45 kW	SGMBH-4ED□	-	SGDH-4EDE	-	-		
350 Nm	55 kW	SGMBH-5ED□	-	SGDH-5EDE	-	-		

- Note:**
1. For servo motor and cables part numbers refer to ordering information at the end of this chapter
 2. Refer to the servo drive chapter for drive options selection and detailed specifications

Type designation

Servo motor

SGMAH - 01 A 1 A 6 S D - OY

Sigma-II servo motor type
 SGMAH: Super high power rate type
 SGMPH: Cube type
 SGMGH: High-speed feed type
 SGMSH: Super high power rate type
 SGMUH: High speed type

Capacity (kW)

Code	SGMAH	SGMPH	SGMGH	SGMSH	SGMUH
	3000 min ⁻¹	3000 min ⁻¹	1500 min ⁻¹	3000 min ⁻¹	6000 min ⁻¹
A3	0.03				
A5	0.05				
01	0.1	0.1			
02	0.2	0.2			
03	0.3				
04	0.4	0.4			
05			0.45		
06					
07	0.65				
08	0.75	0.75			
09			0.85		
10				1.0	1.0
12					
13			1.3		
15		1.5		1.5	1.5
20			1.8	2.0	
22					
30			2.9	3.0	3.0
32					
40				4.0	4.0
44			4.4		
50				5.0	
55			5.5		
60					
75			7.5		
1A			11		
1E			15		

Voltage

A: 230 V
 D: 400 V

Connector specifications

Blank	No option
D	Hypertac connector (SGMAH,SGMPH)

Brake, oil seal specifications

1	No brake, no oil/dust seal
S	Oil seal
B	90 V brake
C	24 V brake
D	Oil seal + 90 DC brake
E	Oil seal + 24 VDC brake
F	Dust seal
G	Dust seal + 90 VDC brake
H	Dust seal + 24 VDC brake

Shaft end specifications

Code	Shaft end	Type				
		SGMAH	SGMPH	SGMGH	SGMSH	SGMUH
2	Straight, no key	○	○	○	○	
4	Straight, key	○	○			
6	Straight, key, tapped	●	●	●	●	●
8	Straight, tapped	○	○			

●: Standard ○: Option

Design procedure:

A: Standard
 E: SGMPH (IP67)
 F: SGMAH (prepared for oil seal mounting)

Serial encoder specifications

Code	Encoder	Type				
		SGMAH	SGMPH	SGMGH	SGMSH	SGMUH
1	16-bit absolute	○	○			
2	17-bit absolute			○	○	
A	13-bit incremental	●	●			
B	16-bit incremental	○	○			
C	17-bit incremental			●	●	●

●: Standard ○: Option

SGMBH - 2 B D 2 A □ □

Sigma-II series large
 Type : SGMBH

Motor output

2B: 22 kW 4E: 45 kW
 3Z: 30 kW 5E: 55 kW
 3G: 37 kW

Voltage

D:400 V

Encoder specifications

2:17-bit absolute (standard)
 C:17-bit incremental (standard)
 3: 20-bit absolute (option)

Design revision

A: Max. torque 200%

Option

1: Oil seal (V type)
 B: Oil seal (V type) and holding brake (90 VDC)
 C: Oil seal (V type) and holding brake (24 VDC)
 S: Oil seal (S type)
 D: Oil seal (S type) and holding brake (90 VDC)
 E: Oil seal (S type) and holding brake (24 VDC)
 Note : Options are not available for 55 kW motors.

Motor specifications

2: Flange, straight shaft }
 6: Flange, straight shaft } For 45 kW or less
 (with key and tap)
 K: Foot mount, straight shaft }
 L: Foot mount, straight shaft } For 37 kW or more
 (with key and tap)

Servo motor specifications

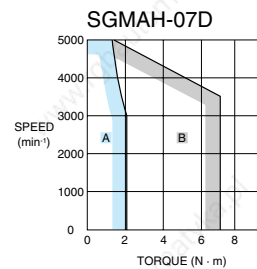
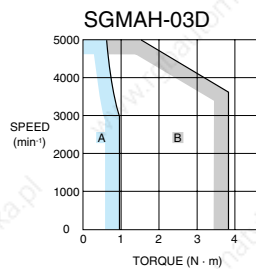
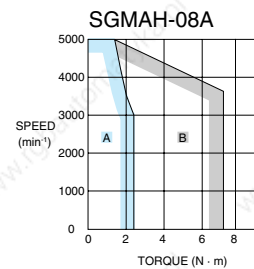
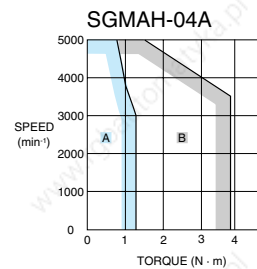
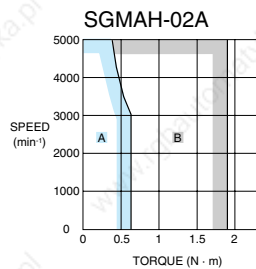
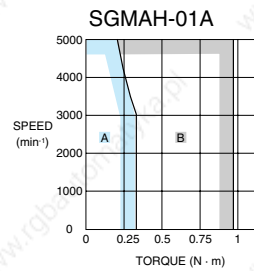
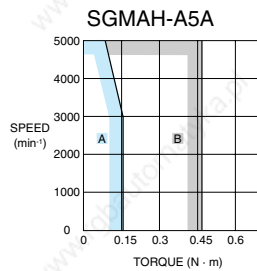
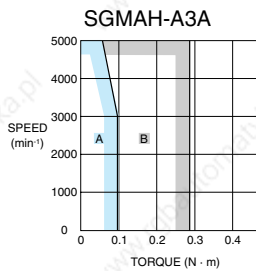
Type SGMAH, 230 V/400 V

Ratings and specifications

Applied voltage		230 V						400 V	
Servo motor model SGMAH-□		A3A□	A5A□	01A□	02A□	04A□	08A□	03D□	07D□
Rated output	W	30	50	100	200	400	750	300	650
Rated torque	N·m	0.096	0.159	0.318	0.637	1.27	2.39	0.955	2.07
Instantaneous peak torque	N·m	0.286	0.477	0.955	1.91	3.82	7.16	3.82	7.16
Rated current	A (rms)	0.44	0.64	0.91	2.1	2.8	4.4	1.3	2.2
Instantaneous max. current	A (rms)	1.3	2.0	2.8	6.5	8.5	13.4	5.1	7.7
Rated speed	min ⁻¹	3000							
Max. speed	min ⁻¹	5000							
Torque constant	N·m/A (rms)	0.238	0.268	0.378	0.327	0.498	0.590	0.837	1.02
Rotor moment of inertia (JM)	kg·m ² ×10 ⁻⁴	0.017	0.022	0.036	0.106	0.173	0.672	0.173	0.672
Allowable load moment of inertia (JL)	Multiple of (JM)	30						20	
Rated power rate	kW/s	5.49	11.5	27.8	38.2	93.7	84.8	52.9	63.8
Rated angular acceleration	rad/s ²	57500	72300	87400	60100	73600	35500	55300	30800
Applicable encoder	Standard	Incremental encoder (13 bits)							
	Option	Incremental/absolute encoder (16 bits)							
Holding brake moment of inertia J	kg·m ² ×10 ⁻⁴	0.0085			0.058		0.14	0.058	0.14
Basic specifications	Time rating	Continuous							
	Insulation class	Class B							
	Ambient temperature	0 to +40 °C							
	Ambient humidity	20 to 80% (non-condensing)							
	Vibration class	15 µm or below							
	Enclosure	Totally-enclosed, self-cooled, IP55 (excluding shaft opening)							
	Vibration resistance	Vibration acceleration 49 m/s ²							
	Mounting	Flange-mounted							

Torque-speed characteristics

(A : Continuous duty zone B : Intermittent duty zone)



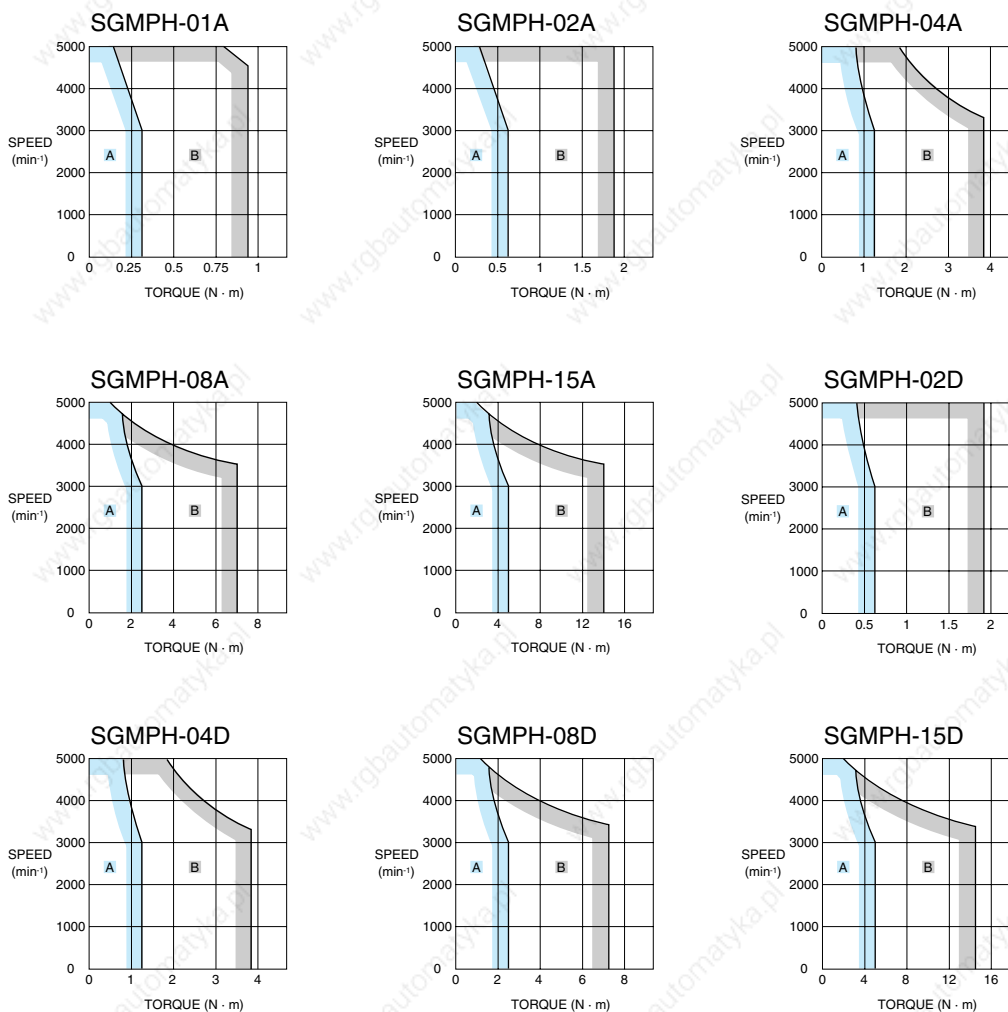
Type SGMPH, 230 V/400 V

Ratings and specifications

Applied voltage		230 V					400 V			
Servo motor model SGMPH-□		01A□	02A□	04A□	08A□	15A□	02D□	04D□	08D□	15D□
Rated output	W	100	200	400	750	1500	200	400	750	1500
Rated torque	N·m	0.318	0.637	1.27	2.39	4.77	0.637	1.27	2.39	4.77
Instantaneous peak torque	N·m	0.955	1.91	3.82	7.16	14.3	1.91	3.82	7.16	14.3
Rated current	A (rms)	0.89	2.0	2.6	4.1	7.5	1.4	1.4	2.6	4.5
Instantaneous max. current	A (rms)	2.8	6.0	8.0	13.9	23.0	4.6	4.4	7.8	13.7
Rated speed	min ⁻¹	3000								
Max. speed	min ⁻¹	5000								
Torque constant	N·m/A (rms)	0.392	0.349	0.535	0.641	0.687	0.481	0.963	0.994	1.14
Rotor moment of inertia (JM)	kg·m ² ×10 ⁻⁴	0.0491	0.193	0.331	2.10	4.02	0.193	0.331	2.10	4.02
Allowable load moment of inertia (JL)	Multiple of (JM)	25	15	7	5		15	7	5	
Rated power rate	kW/s	20.6	21.0	49.0	27.1	56.7	21.0	49.0	27.1	56.7
Rated angular acceleration	rad/s ²	64800	33000	38500	11400	11900	33000	38500	11400	11900
Applicable encoder	Standard	Incremental encoder (13 bits)								
	Option	Incremental/absolute encoder (16 bits)								
Holding brake moment of inertia J	kg·m ² ×10 ⁻⁴	0.029	0.109	0.875			0.109		0.875	
Basic specifications	Time rating	Continuous								
	Insulation class	Class B								
	Ambient temperature	0 to +40 °C								
	Ambient humidity	20 to 80% (non-condensing)								
	Vibration class	15 μm or below								
	Enclosure	Totally-enclosed, self-cooled, IP55 (excluding shaft opening)								
	Vibration resistance	Vibration acceleration 49 m/s ²								
	Mounting	Flange-mounted								

Torque-speed characteristics

(A : Continuous duty zone B : Intermittent duty zone)



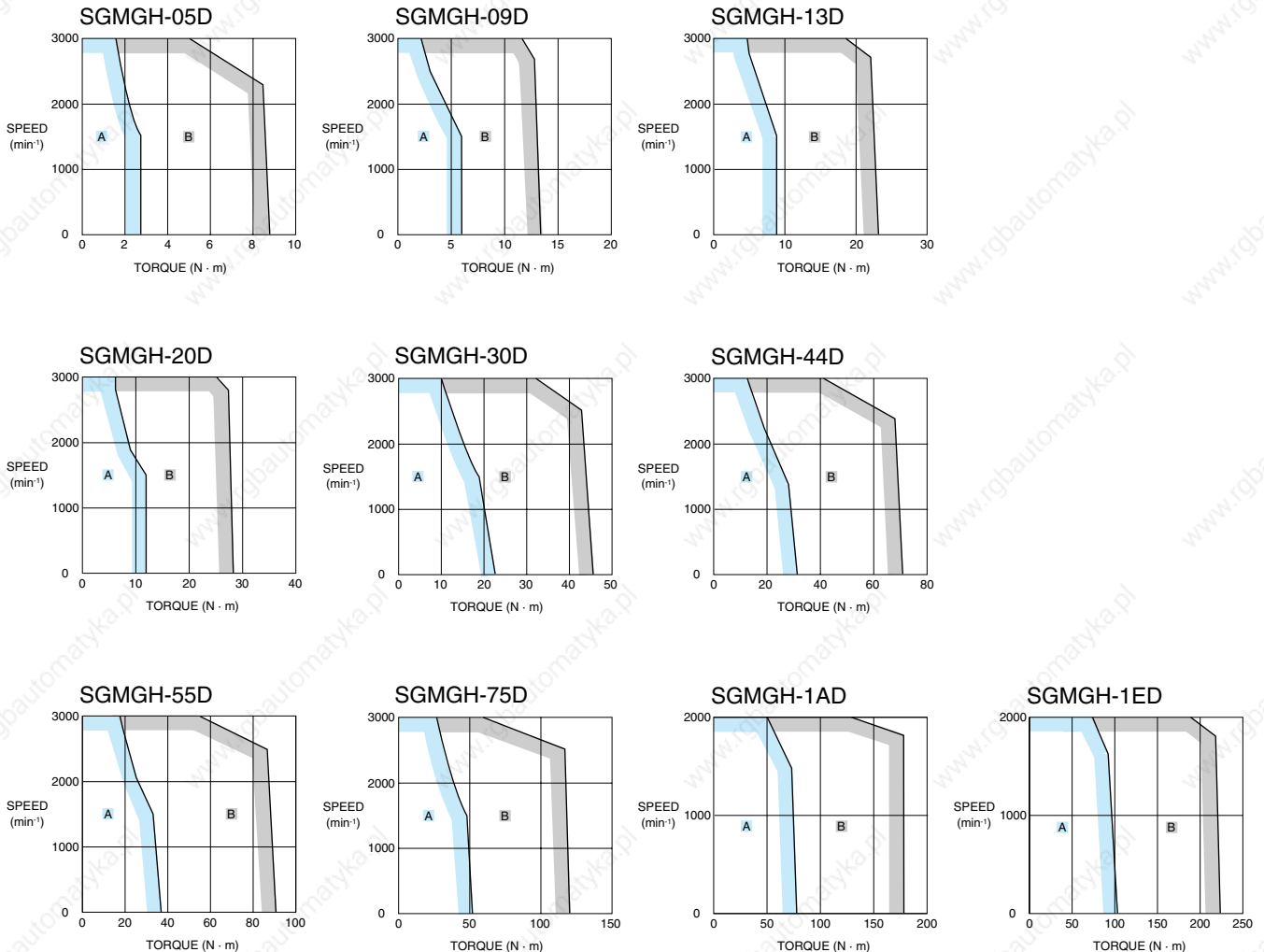
Type SGMGH, 400 V

Ratings and specifications

Applied voltage		400 V									
Servo motor model SGMGH-□		05D□	09D□	13D□	20D□	30D□	44D□	55D□	75D□	1AD□	1ED□
Rated output	kW	0.45	0.85	1.3	1.8	2.9	4.4	5.5	7.5	11	15
Rated torque	N·m	2.84	5.39	8.34	11.5	18.6	28.4	35.0	48.0	70.0	95.4
Instantaneous peak torque	N·m	8.92	13.8	23.3	28.7	45.1	71.1	90.7	123	175	221
Rated current	A (rms)	1.9	3.5	5.4	8.4	11.9	16.5	20.8	25.4	28.1	37.2
Instantaneous max. current	A (rms)	5.5	8.5	14	20	28	40.5	55	65	70	85
Rated speed	min ⁻¹	1500									
Max. speed	min ⁻¹	3000								2000	
Torque constant	N·m/A (rms)	1.64	1.65	1.68	1.46	1.66	1.82	1.74	2.0	2.56	2.64
Rotor moment of inertia (JM)	kg·m ² ×10 ⁻⁴	7.24	13.9	20.5	31.7	46.0	67.5	89.0	125	281	315
Allowable load moment of inertia (JL)	Multiple of (JM)	5									
Rated power rate	kW/s	11.2	20.9	33.8	41.5	75.3	120	137	184	174	289
Rated angular acceleration	rad/s ²	3930	3880	4060	3620	4050	4210	3930	3850	2490	3030
Applicable encoder	Standard	Incremental encoder (17 bits)									
	Option	Absolute encoder (17 bits)									
Holding brake moment of inertia J	kg·m ² ×10 ⁻⁴	2.10				8.50				18.8	37.5
Basic specifications	Time rating	Continuous									
	Insulation class	Class F									
	Ambient temperature	0 to +40 °C									
	Ambient humidity	20 to 80% (non-condensing)									
	Vibration class	15 μm or below									
	Enclosure	Totally-enclosed, self-cooled, IP67 (excluding shaft opening)									
	Vibration resistance	Vibration acceleration 24.5 m/s ²									
	Mounting	Flange-mounted									

Torque-speed characteristics

(**A** : Continuous duty zone **B** : Intermittent duty zone)



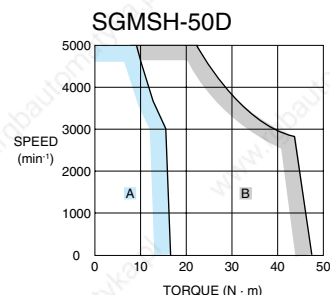
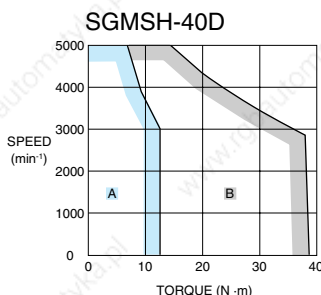
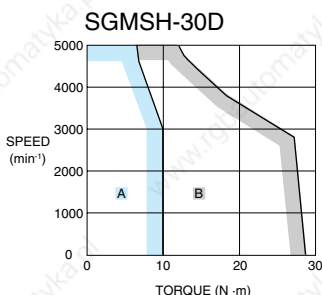
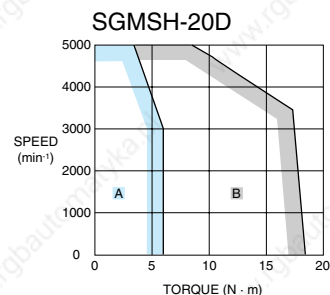
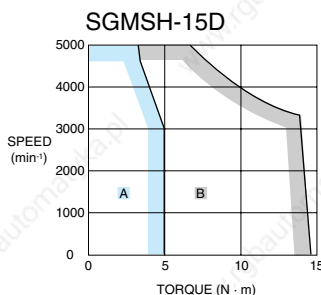
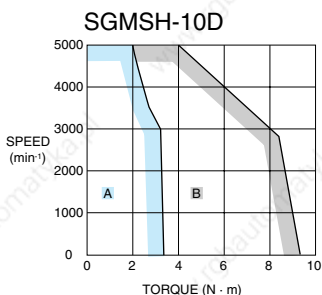
Type SGMSH, 400 V

Ratings and specifications

Applied voltage		400 V					
Servo motor model SGMSH-□		10D□	15D□	20D□	30D□	40D□	50D□
Rated output	kW	1.0	1.5	2.0	3.0	4.0	5.0
Rated torque	N·m	3.18	4.9	6.36	9.8	12.6	15.8
Instantaneous peak torque	N·m	9.54	14.7	19.1	29.4	37.8	47.6
Rated current	A (rms)	2.8	4.7	6.2	8.9	12.5	13.8
Instantaneous max. current	A (rms)	8.5	14	19.5	28	38	42
Rated speed	min ⁻¹	3000					
Max. speed	min ⁻¹	5000					
Torque constant	N·m/A (rms)	1.27	1.15	1.12	1.19	1.07	1.24
Rotor moment of inertia (JM)	kg·m ² ×10 ⁻⁴	1.74	2.47	3.19	7.0	9.60	12.3
Allowable load moment of inertia (JL)	Multiple of (JM)	5					
Rated power rate	kW/s	57.9	97.2	127	137	166	202
Rated angular acceleration	rad/s ²	18250	19840	19970	14000	13160	12780
Applicable encoder	Standard	Incremental encoder (17 bits)					
	Option	Absolute encoder (17 bits)					
Holding brake moment of inertia J	kg·m ² ×10 ⁻⁴	0.325				2.10	
	Time rating	Continuous					
Basic specifications	Insulation class	Class F					
	Ambient temperature	0 to +40 °C					
	Ambient humidity	20 to 80% (non-condensing)					
	Vibration class	15 μm or below					
	Enclosure	Totally-enclosed, self-cooled, IP67 (excluding shaft opening)					
	Vibration resistance	Vibration acceleration 24.5 m/s ²					
	Mounting	Flange-mounted					

Torque-speed characteristics

(A : Continuous duty zone B : Intermittent duty zone)



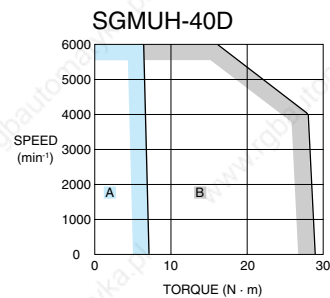
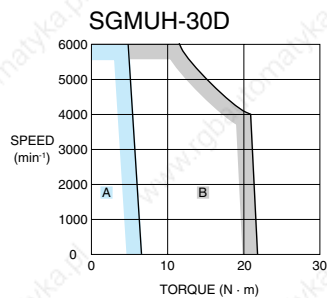
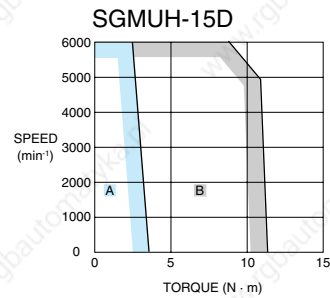
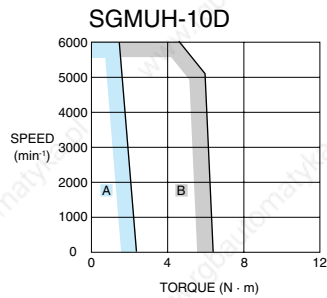
Type SGMUH, 400V

Ratings and specifications

Applied voltage		400 V			
Servo motor model SGMUH-□		10D□	15D□	30D□	40D□
Rated output	kW	1.0	1.5	3.0	4.0
Rated torque	N·m	1.59	2.45	4.9	6.3
Instantaneous peak torque	N·m	6.5	11	21.5	29
Rated current	A (rms)	2.7	4.1	8.1	9.6
Instantaneous max. current	A (rms)	8.5	14	28	38.5
Rated speed	min ⁻¹	6000			
Max. speed	min ⁻¹	6000			
Torque constant	N·m/A (rms)	0.81	0.83	0.81	0.80
Rotor moment of inertia (JM)	kg·m ² ×10 ⁻⁴	1.74	2.47	7.0	9.6
Allowable load moment of inertia (JL)	Multiple of (JM)	5			
Rated power rate	kW/s	14.5	24.3	34.3	41.3
Rated angular acceleration	rad/s ²	9130	9910	7000	6550
Applicable encoder	Standard	Incremental encoder (17 bits)			
	Option	-			
Holding brake moment of inertia J	kg·m ² ×10 ⁻⁴	0.25		2.10	
Basic specifications	Time rating	Continuous			
	Insulation class	Class F			
	Ambient temperature	0 to +40 °C			
	Ambient humidity	20 to 80% (non-condensing)			
	Vibration class	15 μm or below			
	Enclosure	Totally-enclosed, self-cooled, IP67 (excluding shaft opening)			
	Vibration resistance	Vibration acceleration 24.5 m/s ²			
	Mounting	Flange-mounted			

Torque-speed characteristics

(A : Continuous duty zone B : Intermittent duty zone)



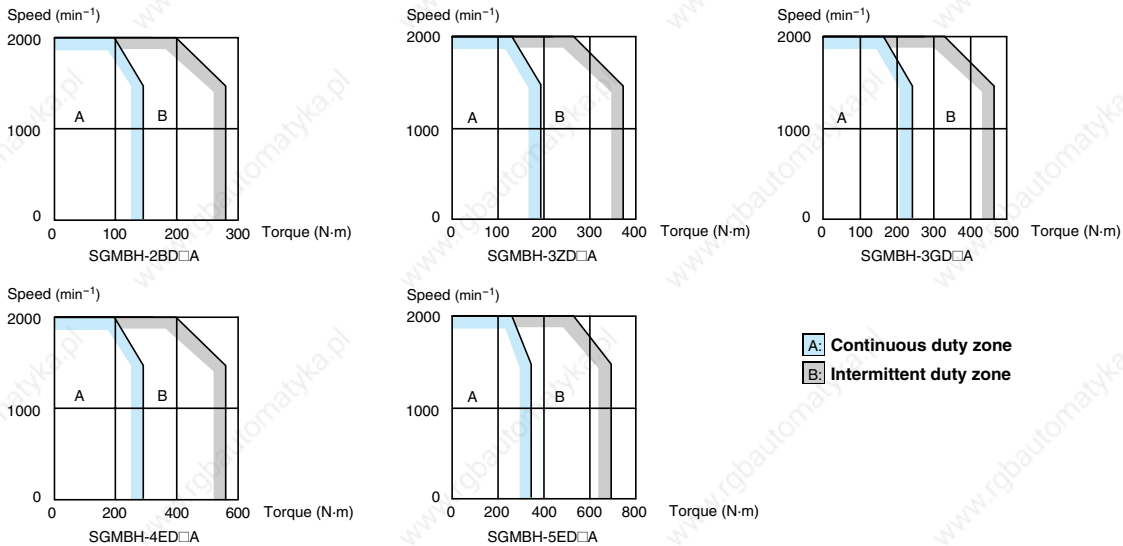
Type SGMBH, 400 V

Ratings and specifications

Type	SGMBH-□	2BD□A	3ZD□A	3GD□A	4ED□A	5ED□A	
Performance	Rated output	kW	22	30	37	45	55
	Rated torque	N·m	140	191	236	286	350
	Stalling torque	N·m	140	191	236	286	350
	Instantaneous peak torque	N·m	280	382	471	572	700
	Rated current	A(rms)	58	80	100	127	150
	Instantaneous max. current	A(rms)	120	170	210	260	310
	Rated/max. speed	min ⁻¹	1500/2000				
Rotor inertia	kg·m ²	0.0592	0.0773	0.139	0.151	0.197	
Structure	Protective enclosure	IP44					
	Mounting method	Flange		Flange foot mount ¹		Foot mount	
Encoder	Standard	Incremental, absolute: 17 bits					
	Option	Absolute: 20 bits					
Usage temperature	0 to 40 °C						
Usage humidity	20 to 80% (non-condensing)						

Note: 1. 37 kW and 45 kW motors with brakes are foot mount type.

Torque-speed characteristics

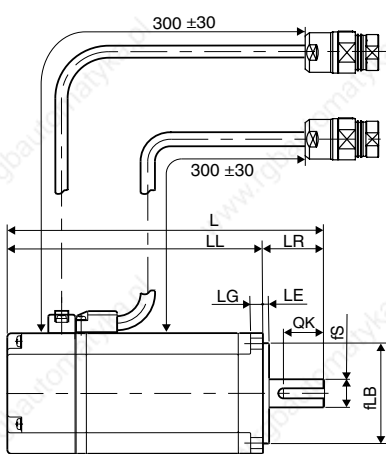


Dimensions

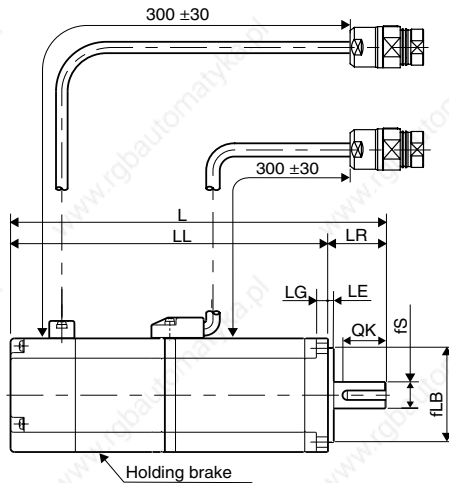
Servo motors

Type SGMAH (230/400 V)

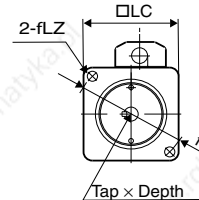
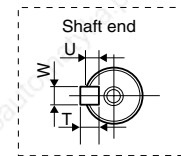
Dimensions (mm)	Without brake		With brake		LR	Flange surface						Shaft end					Aprox. Mass (Kg)		
	L	LL	L	LL		LA	LB	LC	LE	LG	LZ	S	QK	W	T	U	Tap × depth	Without brake	With brake
SGMAH-A3A□A6□D-OY	94.5	69.5	126	101	25	46	30 ^{h7}	40	2.5	5	4.3	6 ^{h6}	14	2	2	1.2	M2.5 x 5L	0.3	0.6
SGMAH-A5A□A6□D-OY	102.0	77	133.5	108.5		46	30 ^{h7}	40	2.5	5	4.3	6 ^{h6}	14	3	3	1.8	M3 x 6L	0.4	0.7
SGMAH-01A□A6□D-OY	119.5	94.5	160	135		46	30 ^{h7}	40	2.5	5	4.3	6 ^{h6}	14	3	3	1.8	M3 x 6L	0.5	0.8
SGMAH-02A□A6□D-OY	126.5	96.5	166	136	30	70	50 ^{h7}	60	3	6	5.5	14 ^{h6}	20	5	5	3	M5 x 8L	1.1	1.6
SGMAH-03D□A6□D-OY	154.5	124.5	194	164		70	50 ^{h7}	60	3	6	5.5	14 ^{h6}	20	5	5	3		1.7	2.2
SGMAH-04A□A6□D-OY	154.5	124.5	194	164		70	50 ^{h7}	60	3	6	5.5	14 ^{h6}	20	5	5	3		1.7	2.2
SGMAH-07D□A6□D-OY	185	145	229.5	189.5	40	90	70 ^{h7}	80	3	8	7	16 ^{h6}	30					3.4	4.3
SGMAH-08A□A6□D-OY																		3.4	4.3



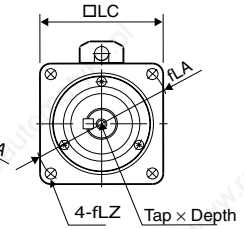
Models without brake



Models with brake



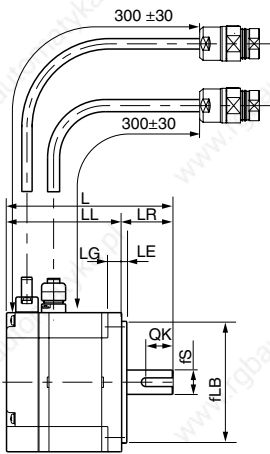
SGMAH-A3, -A5, -01



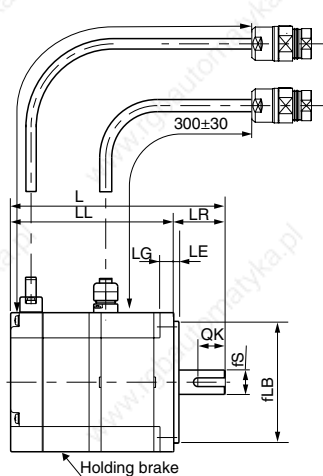
SGMAH-02 to -08

Type SGMPH (230/400 V)

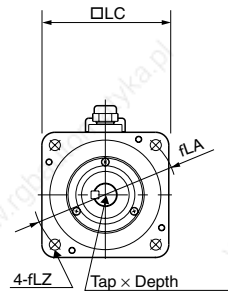
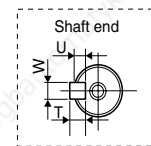
Dimensions (mm)	Without brake		With brake		LR	Flange surface						Shaft end					Aprox. Mass (Kg)		
	L	LL	L	LL		LA	LB	LC	LE	LG	LZ	S	QK	W	T	U	Tap × depth	Without brake	With brake
SGMPH-01□□□6□D-OY	87	62	116	91	25	70	50 ^{h7}	60	3	6	5.5	8 ^{h6}	14	3	3	1.8	M3x6L	0.7	0.9
SGMPH-02□□□6□D-OY	97	67	128.5	98.5	30	90	70 ^{h7}	80	3	8	7	14 ^{h6}	16	5	5	3	M5x8L	1.4	1.9
SGMPH-04□□□6□D-OY	117	87	148.5	118.5														1.4	1.9
SGMPH-08□□□6□D-OY	126.5	86.5	160	120	40	145	110 ^{h7}	120	3.5	10	10	16 ^{h6}	22	6	6	3.5	M6x10L	4.2	5.7
SGMPH-15□□□6□D-OY	154.5	114.5	188	148														6.6	8.1



Models without brake

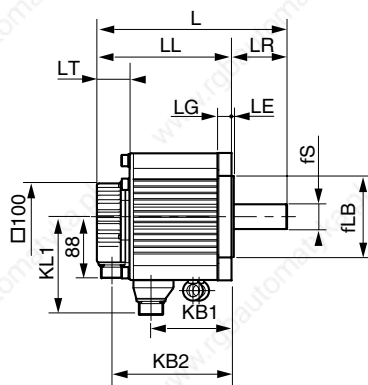


Models with brake

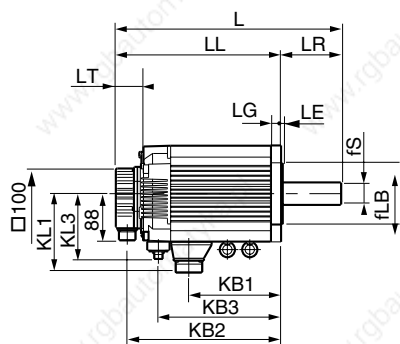


Type SGMGH (400 V)

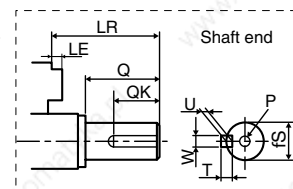
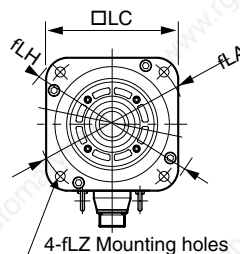
Dimensions (mm)	Without brake			With brake				LR	LT	KB1	KL1	Flange surface							Shaft end						Aprox. Mass (Kg)				
	L	LL	KB2	L	LL	KB2	KB3					KL3	LA	LB	LC	LE	LG	LH	LZ	S	Q	QK	W	T	U	P	With-out brake	With brake	
SGMGH-05D□A6□-OY	196	138	117	234	176	154	109	98	58	46	65	109	145	110	130	6	12	165	9	19	40	25	5	5	3	M5	5.5	7.5	
SGMGH-09D□A6□-OY	219	161	140	257	199	177	132				88																7.6	9.6	
SGMGH-13D□A6□-OY	243	185	164	281	223	201	156				112											22	6	6	3.5		9.6	12	
SGMGH-20D□A6□-OY	245	166	144	296	217	195	137	123	79	47	89	140	200	114.3	180	3.2	18	230	13.5	35	76	60	10	8	5	M12	14	19	
SGMGH-30D□A6□-OY	271	192	170	322	243	221	163				115																18	23.5	
SGMGH-44D□A6□-OY	305	226	204	356	277	255	197				149																23	28.5	
SGMGH-55D□A6□-OY	373	260	238	424	311	289	231				174	150										42	110	90	12	M16	30	35	
SGMGH-75D□A6□-OY	447	334	312	498	385	363	305				248																40	45.5	
SGMGH-1AD□A6□-OY	454	338	316	499	383	362	315	142	116	47	251	168	235	200	220	4	18	270	13.5	42	110	90	12	8	5	M16	57.5	65	
SGMGH-1ED□A6□-OY	573	457	435	635	519	497	415				48	343																86	100



Models without brake

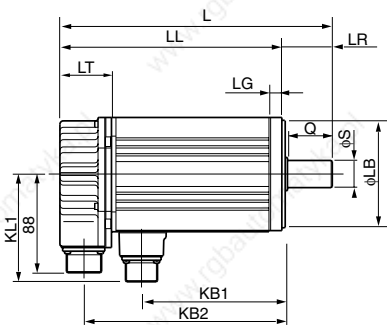


Models with brake

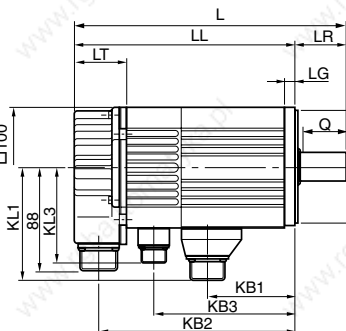


Type SGMSh (400 V)

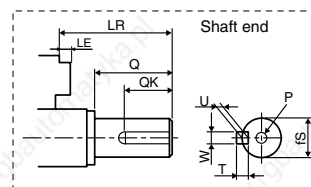
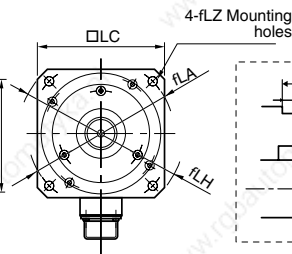
Dimensions (mm)	Without brake			With brake				LR	LT	KB1	KL1	Flange surface							Shaft end						Aprox. Mass (Kg)			
	L	LL	KB2	L	LL	KB2	KB3					KL3	LA	LB	LC	LE	LG	LH	LZ	S	Q	QK	W	T	U	P	With-out brake	With brake
SGMSh-10D□A6□-OY	194	149	128	238	193	171	120	85	45	46	76	96	115	95 ^{h1}	100	3	10	130	7	24 ^{h6}	40	32	8	7	4	M8	4.6	6.0
SGMSh-15D□A6□-OY	220	175	154	264	219	197	146				102																5.8	7.5
SGMSh-20D□A6□-OY	243	198	177	287	242	220	169				125																7.0	8.5
SGMSh-30D□A6□-OY	262	199	178	300	237	216	170	98	63		124	114	145	110 ^{h7}	130	6	12	165	9	28 ^{h6}	55	50					11	14
SGMSh-40D□A6□-OY	299	236	215	337	274	253	207				161																14	17
SGMSh-50D□A6□-OY	339	276	255	377	314	293	247				201																17	20



Models without brake

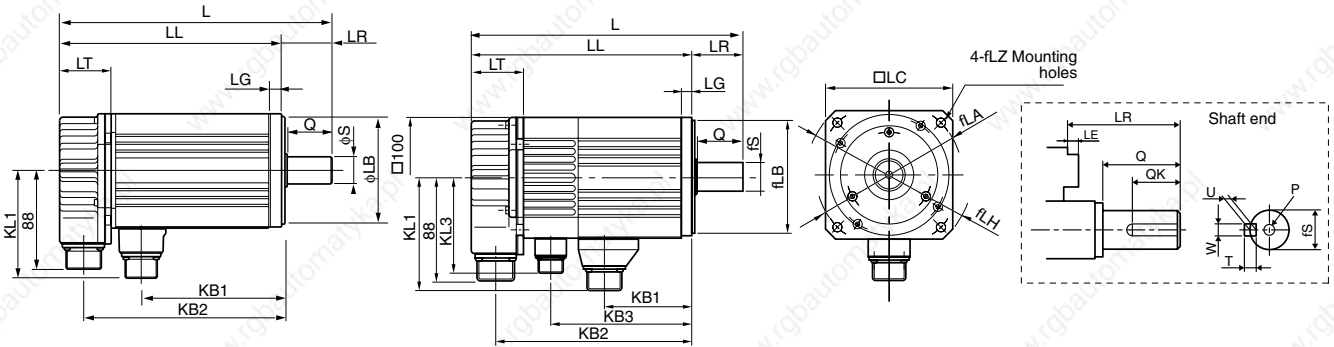


Models with brake



Type SGMUH (400 V)

Dimensions (mm)	Without brake			With brake					LR	LT	KB1	KL1	Flange surface							Shaft end						Aprox. Mass (Kg)			
	L	LL	KB2	L	LL	KB2	KB3	KL3					LA	LB	LC	LE	LG	LH	LZ	S	Q	QK	W	T	U	P	Without brake	With brake	
SGMUH-10D□A6□-OY	194	149	128	238	193	171	120	85	45	46	76	96	130	110	116	3.5	10	150	9	24 ^{h6}	40	32	8	7	4	M8	4.8	6.2	
SGMUH-15D□A6□-OY	220	175	154	264	219	197	146				102														16L	6.0	7.7		
SGMUH-30D□A6□-OY	262	202	181	300	237	219	173	98	60		127	114	165	130	155				12	190	11	28 ^{h6}	55	50					
SGMUH-40D□A6□-OY	327	269	245	362	302	281	210			71	164															15	18		

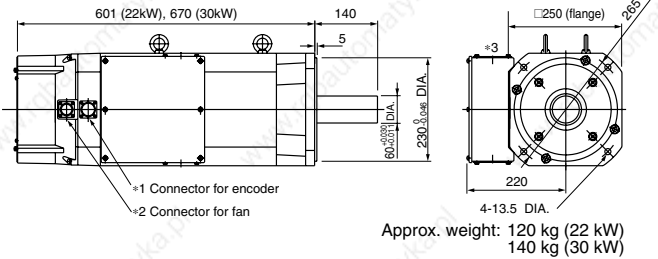


Models without brake

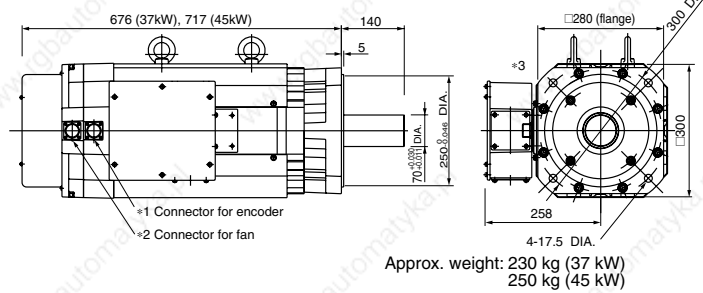
Models with brake

Type SGMBH (400 V)

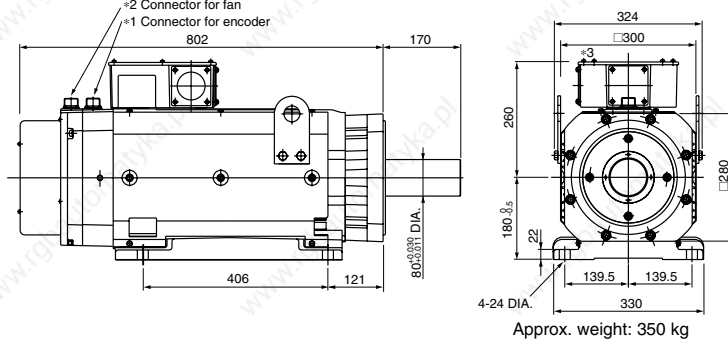
Type: SGMBH-2BD □A/-3ZD □A (22/30kW)



Type: SGMBH-3GD □A /-4E □A37/45kW



Type: SGMBH-5ED □A (55kW)

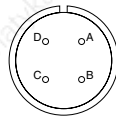


*1 Connector for encoder

*2 Connector for fan



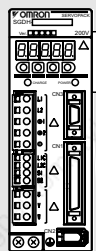
Receptacle: 97F-3102E20-29P
Plug IP67 (L-shape): MS3108E20-29S



Receptacle: CE05-2A18-10PD-B
Plug IP67 (L-shape): MS3108E18-10S

Ordering information

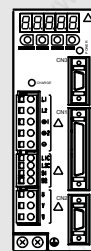
(Refer to servo drive chapter)



Servo drive with option boards for flexible system configuration

② **Sigma-II Servo Drive**

Drive options



Intelligent servo drive

② **XtraDrive**

① **SGMBH Servo Motor**
1500 rpm
(22 kW-55 W)

④ Power cable

③ Encoder cable

① **SGMAH Servo Motor**
3000 rpm
(30-750 W)

① **SGMPH Servo Motor**
3000 rpm
(100-1500 W)

⑤ Brake cable

④ Power cable

③ Encoder cable

① **SGMGH Servo Motor**
1500 rpm
(450W-15 kW)

① **SGMUH Servo Motor**
3000 rpm
(1-5 kW)

① **SGMSh Servo Motor**
6000 rpm
(1-4 kW)

Note: The symbols ①②③... show the recommended sequence to select the servo motor and cables

Servo motor


- ① Select motor from families SGMAH, SGMPH, SGMGH, SGMUH, SGMSh, SGMBH using motor tables in next pages.

Servo drive


Note: Choosing Sigma-II drive or XtraDrive affects to the encoder cable needed.

- ② Refer to Sigma-II servo drive or XtraDrive chapter for detailed drive specifications and selection of drive accessories.


SGMAH - cylindrical servo motors 3000 r/min (30 - 750 W)

Symbol	Specifications				Servo motor model	Compatible servo drives (2)		
	Voltage	Encoder and design	Rated torque	Capacity		Sigma-II	XtraDrive	
	230 V	Incremental encoder (13 bit) Straight shaft with key & tap	Without brake	0.096 Nm	30 W	SGMAH-A3AAA61D-OY	SGDH-A3AE-OY	XD-P3-MN01
				0.159 Nm	50 W	SGMAH-A5AAA61D-OY	SGDH-A5AE-OY	XD-P5-MN01
				0.318 Nm	100 W	SGMAH-01AAA61D-OY	SGDH-01AE-OY	XD-01-MN01
				0.637 Nm	200 W	SGMAH-02AAA61D-OY	SGDH-02AE-OY	XD-02-MN01
			1.27 Nm	400 W	SGMAH-04AAA61D-OY	SGDH-04AE-OY	XD-04-MN01	
			2.39 Nm	750 W	SGMAH-08AAA61D-OY	SGDH-08AE-S-OY	XD-08-MN	
			With brake	0.096 Nm	30 W	SGMAH-A3AAA6CD-OY	SGDH-A3AE-OY	XD-P3-MN01
				0.159 Nm	50 W	SGMAH-A5AAA6CD-OY	SGDH-A5AE-OY	XD-P5-MN01
		0.318 Nm		100 W	SGMAH-01AAA6CD-OY	SGDH-01AE-OY	XD-01-MN01	
		0.637 Nm		200 W	SGMAH-02AAA6CD-OY	SGDH-02AE-OY	XD-02-MN01	
		Absolute encoder (16 bit) Straight shaft with key & tap	Without brake	0.096 Nm	30 W	SGMAH-A3A1A61D-OY	SGDH-A3AE-OY	XD-P3-MN01
				0.159 Nm	50 W	SGMAH-A5A1A61D-OY	SGDH-A5AE-OY	XD-P5-MN01
				0.318 Nm	100 W	SGMAH-01A1A61D-OY	SGDH-01AE-OY	XD-01-MN01
				0.637 Nm	200 W	SGMAH-02A1A61D-OY	SGDH-02AE-OY	XD-02-MN01
			With brake	1.27 Nm	400 W	SGMAH-04A1A61D-OY	SGDH-04AE-OY	XD-04-MN01
				2.39 Nm	750 W	SGMAH-08A1A61D-OY	SGDH-08AE-S-OY	XD-08-MN
	0.096 Nm			30 W	SGMAH-A3A1A6CD-OY	SGDH-A3AE-OY	XD-P3-MN01	
	0.159 Nm			50 W	SGMAH-A5A1A6CD-OY	SGDH-A5AE-OY	XD-P5-MN01	
	400 V	Incremental encoder (13 bit) Straight shaft with key	Without brake	0.955 Nm	300 W	SGMAH-03DAA61D-OY	SGDH-05DE-OY	XD-05-TN
				2.07 Nm	650 W	SGMAH-07DAA61D-OY	SGDH-10DE-OY	XD-10-TN
			With brake	0.955 Nm	300 W	SGMAH-03DAA6CD-OY	SGDH-05DE-OY	XD-05-TN
				2.07 Nm	650 W	SGMAH-07DAA6CD-OY	SGDH-10DE-OY	XD-10-TN
		Absolute encoder (16 bit) Straight shaft with key	Without brake	0.955 Nm	300 W	SGMAH-03D1A61D-OY	SGDH-05DE-OY	XD-05-TN
				2.07 Nm	650 W	SGMAH-07D1A61D-OY	SGDH-10DE-OY	XD-10-TN
			With brake	0.955 Nm	300 W	SGMAH-03D1A6CD-OY	SGDH-05DE-OY	XD-05-TN
				2.07 Nm	650 W	SGMAH-07D1A6CD-OY	SGDH-10DE-OY	XD-10-TN


SGMPH - flat type servo motors 3000 r/min (100 - 1500 W)

Symbol	Specifications				Servo motor model	Compatible servo drives (2)		
	Voltage	Encoder and design	Rated torque	Capacity		Sigma-II	XtraDrive	
	230 V	Incremental encoder (13 bit) Straight shaft with key & tap	Without brake	0.318 Nm	100 W	SGMPH-01AAA61D-OY	SGDH-01AE-OY	XD-01-MN01
				0.637 Nm	200 W	SGMPH-02AAA61D-OY	SGDH-02AE-OY	XD-02-MN01
				1.27 Nm	400 W	SGMPH-04AAA61D-OY	SGDH-04AE-OY	XD-04-MN01
				2.39 Nm	750 W	SGMPH-08AAA61D-OY	SGDH-08AE-S-OY	XD-08-MN
			With brake	4.77 Nm	1500 W	SGMPH-15AAA61D-OY	SGDH-15AE-S-OY	XD-15-MN
				0.318 Nm	100 W	SGMPH-01AAA6CD-OY	SGDH-01AE-OY	XD-01-MN01
				0.637 Nm	200 W	SGMPH-02AAA6CD-OY	SGDH-02AE-OY	XD-02-MN01
				1.27 Nm	400 W	SGMPH-04AAA6CD-OY	SGDH-04AE-OY	XD-04-MN01
		Absolute encoder (16 bit) Straight shaft with key & tap	Without brake	2.39 Nm	750 W	SGMPH-08AAA6CD-OY	SGDH-08AE-S-OY	XD-08-MN
				4.77 Nm	1500 W	SGMPH-15AAA6CD-OY	SGDH-15AE-S-OY	XD-15-MN
				0.318 Nm	100 W	SGMPH-01A1A61D-OY	SGDH-01AE-OY	XD-01-MN01
				0.637 Nm	200 W	SGMPH-02A1A61D-OY	SGDH-02AE-OY	XD-02-MN01
			With brake	1.27 Nm	400 W	SGMPH-04A1A61D-OY	SGDH-04AE-OY	XD-04-MN01
				2.39 Nm	750 W	SGMPH-08A1A61D-OY	SGDH-08AE-S-OY	XD-08-MN
				4.77 Nm	1500 W	SGMPH-15A1A61D-OY	SGDH-15AE-S-OY	XD-15-MN
				0.318 Nm	100 W	SGMPH-01A1A6CD-OY	SGDH-01AE-OY	XD-01-MN01
	400 V	Incremental encoder (13 bit) Straight shaft with key	Without brake	0.637 Nm	200 W	SGMPH-02DAA61D-OY	SGDH-05DE-OY	XD-05-TN
				1.27 Nm	400 W	SGMPH-04DAA61D-OY	SGDH-05DE-OY	XD-05-TN
			With brake	2.39 Nm	750 W	SGMPH-08DAA61D-OY	SGDH-10DE-OY	XD-10-TN
				4.77 Nm	1500 W	SGMPH-15DAA61D-OY	SGDH-15DE-OY	XD-15-TN
		Absolute encoder (16 bit) Straight shaft with key	Without brake	0.637 Nm	200 W	SGMPH-02D1A61D-OY	SGDH-05DE-OY	XD-05-TN
				1.27 Nm	400 W	SGMPH-04D1A61D-OY	SGDH-05DE-OY	XD-05-TN
			With brake	2.39 Nm	750 W	SGMPH-08D1A61D-OY	SGDH-10DE-OY	XD-10-TN
				4.77 Nm	1500 W	SGMPH-15D1A61D-OY	SGDH-15DE-OY	XD-15-TN


SGMGH - servo motors 1500 r/min (0.45 - 15 kW)

Symbol	Specifications				Servo motor model	Compatible servo drives (2)				
	Voltage	Encoder and design	Rated torque	Capacity		Sigma-II	XtraDrive			
① 	400 V	Incremental encoder (17 bit) Straight shaft with key & tap	Without brake	2.84 Nm	0.45 kW	SGMGH-05DCA6F-OY	SGDH-05DE-OY	XD-05-TN		
				5.39 Nm	0.85 kW	SGMGH-09DCA6F-OY	SGDH-10DE-OY	XD-10-TN		
				8.34 Nm	1.3 kW	SGMGH-13DCA6F-OY	SGDH-15DE-OY	XD-15-TN		
				11.5 Nm	1.8 kW	SGMGH-20DCA6F-OY	SGDH-20DE-OY	XD-20-TN		
				18.6 Nm	2.9 kW	SGMGH-30DCA6F-OY	SGDH-30DE-OY	XD-30-TN		
				28.4 Nm	4.4 kW	SGMGH-44DCA6F-OY	SGDH-50DE-OY	XD-50-TN		
				35.0 Nm	5.5 kW	SGMGH-55DCA6F-OY	SGDH-60DE-OY	-		
				48.0 Nm	7.5 kW	SGMGH-75DCA6F-OY	SGDH-75DE-OY	-		
				70.0 Nm	11.5 kW	SGMGH-1ADCA6F-OY	SGDH-1ADE-OY	-		
				95.4 Nm	15.0 kW	SGMGH-1EDCA6F-OY	SGDH-1EDE-OY	-		
				With brake	2.84 Nm	0.45 kW	SGMGH-05DCA6H-OY	SGDH-05DE-OY	XD-05-TN	
					5.39 Nm	0.85 kW	SGMGH-09DCA6H-OY	SGDH-10DE-OY	XD-10-TN	
			8.34 Nm		1.3 kW	SGMGH-13DCA6H-OY	SGDH-15DE-OY	XD-15-TN		
			11.5 Nm		1.8 kW	SGMGH-20DCA6H-OY	SGDH-20DE-OY	XD-20-TN		
			18.6 Nm		2.9 kW	SGMGH-30DCA6H-OY	SGDH-30DE-OY	XD-30-TN		
			28.4 Nm		4.4 kW	SGMGH-44DCA6H-OY	SGDH-50DE-OY	XD-50-TN		
			35.0 Nm		5.5 kW	SGMGH-55DCA6H-OY	SGDH-60DE-OY	-		
			48.0 Nm		7.5 kW	SGMGH-75DCA6H-OY	SGDH-75DE-OY	-		
			70.0 Nm		11.5 kW	SGMGH-1ADCA6H-OY	SGDH-1ADE-OY	-		
			95.4 Nm		15.0 kW	SGMGH-1EDCA6H-OY	SGDH-1EDE-OY	-		
			Absolute encoder (17 bit) Straight shaft with key & tap		Without brake	2.84 Nm	0.45 kW	SGMGH-05D2A6F-OY	SGDH-05DE-OY	XD-05-TN
						5.39 Nm	0.85 kW	SGMGH-09D2A6F-OY	SGDH-10DE-OY	XD-10-TN
				8.34 Nm		1.3 kW	SGMGH-13D2A6F-OY	SGDH-15DE-OY	XD-15-TN	
				11.5 Nm		1.8 kW	SGMGH-20D2A6F-OY	SGDH-20DE-OY	XD-20-TN	
		18.6 Nm		2.9 kW		SGMGH-30D2A6F-OY	SGDH-30DE-OY	XD-30-TN		
		28.4 Nm		4.4 kW		SGMGH-44D2A6F-OY	SGDH-50DE-OY	XD-50-TN		
		35.0 Nm		5.5 kW		SGMGH-55D2A6F-OY	SGDH-60DE-OY	-		
		48.0 Nm		7.5 kW		SGMGH-75D2A6F-OY	SGDH-75DE-OY	-		
		70.0 Nm		11.5 kW		SGMGH-1AD2A6F-OY	SGDH-1ADE-OY	-		
		95.4 Nm		15.0 kW		SGMGH-1ED2A6F-OY	SGDH-1EDE-OY	-		
		With brake		2.84 Nm		0.45 kW	SGMGH-05D2A6H-OY	SGDH-05DE-OY	XD-05-TN	
				5.39 Nm		0.85 kW	SGMGH-09D2A6H-OY	SGDH-10DE-OY	XD-10-TN	
				8.34 Nm	1.3 kW	SGMGH-13D2A6H-OY	SGDH-15DE-OY	XD-15-TN		
				11.5 Nm	1.8 kW	SGMGH-20D2A6H-OY	SGDH-20DE-OY	XD-20-TN		
				18.6 Nm	2.9 kW	SGMGH-30D2A6H-OY	SGDH-30DE-OY	XD-30-TN		
				28.4 Nm	4.4 kW	SGMGH-44D2A6H-OY	SGDH-50DE-OY	XD-50-TN		
				35.0 Nm	5.5 kW	SGMGH-55D2A6H-OY	SGDH-60DE-OY	-		
				48.0 Nm	7.5 kW	SGMGH-75D2A6H-OY	SGDH-75DE-OY	-		
				70.0 Nm	11.5 kW	SGMGH-1AD2A6H-OY	SGDH-1ADE-OY	-		
				95.4 Nm	15.0 kW	SGMGH-1ED2A6H-OY	SGDH-1EDE-OY	-		


SGMSH - servo motors 3000 r/min (1 - 5 kW)

Symbol	Specifications				Servo motor model	Compatible servo drives (2)		
	Voltage	Encoder and design	Rated torque	Capacity		Sigma-II	XtraDrive	
① 	400 V	Incremental encoder (17 bit) Straight shaft with key & tap	Without brake	3.18 Nm	1.0 kW	SGMSH-10DCA6F-OY	SGDH-10DE-OY	XD-10-TN
				4.9 Nm	1.5 kW	SGMSH-15DCA6F-OY	SGDH-15DE-OY	XD-15-TN
				6.36 Nm	2.0 kW	SGMSH-20DCA6F-OY	SGDH-20DE-OY	XD-20-TN
				9.8 Nm	3.0 kW	SGMSH-30DCA6F-OY	SGDH-30DE-OY	XD-30-TN
				12.6 Nm	4.0 kW	SGMSH-40DCA6F-OY	SGDH-50DE-OY	XD-50-TN
				15.8 Nm	5.0 kW	SGMSH-50DCA6F-OY	SGDH-50DE-OY	XD-50-TN
			With brake	3.18 Nm	1.0 kW	SGMSH-10DCA6H-OY	SGDH-10DE-OY	XD-10-TN
				4.9 Nm	1.5 kW	SGMSH-15DCA6H-OY	SGDH-15DE-OY	XD-15-TN
				6.36 Nm	2.0 kW	SGMSH-20DCA6H-OY	SGDH-20DE-OY	XD-20-TN
				9.8 Nm	3.0 kW	SGMSH-30DCA6H-OY	SGDH-30DE-OY	XD-30-TN
				12.6 Nm	4.0 kW	SGMSH-40DCA6H-OY	SGDH-50DE-OY	XD-50-TN
				15.8 Nm	5.0 kW	SGMSH-50DCA6H-OY	SGDH-50DE-OY	XD-50-TN
		Absolute encoder (17 bit) Straight shaft with key & tap	Without brake	3.18 Nm	1.0 kW	SGMSH-10D2A6F-OY	SGDH-10DE-OY	XD-10-TN
				4.9 Nm	1.5 kW	SGMSH-15D2A6F-OY	SGDH-15DE-OY	XD-15-TN
				6.36 Nm	2.0 kW	SGMSH-20D2A6F-OY	SGDH-20DE-OY	XD-20-TN
				9.8 Nm	3.0 kW	SGMSH-30D2A6F-OY	SGDH-30DE-OY	XD-30-TN
				12.6 Nm	4.0 kW	SGMSH-40D2A6F-OY	SGDH-50DE-OY	XD-50-TN
				15.8 Nm	5.0 kW	SGMSH-50D2A6F-OY	SGDH-50DE-OY	XD-50-TN
			With brake	3.18 Nm	1.0 kW	SGMSH-10D2A6H-OY	SGDH-10DE-OY	XD-10-TN
				4.9 Nm	1.5 kW	SGMSH-15D2A6H-OY	SGDH-15DE-OY	XD-15-TN
				6.36 Nm	2.0 kW	SGMSH-20D2A6H-OY	SGDH-20DE-OY	XD-20-TN
				9.8 Nm	3.0 kW	SGMSH-30D2A6H-OY	SGDH-30DE-OY	XD-30-TN
				12.6 Nm	4.0 kW	SGMSH-40D2A6H-OY	SGDH-50DE-OY	XD-50-TN
				15.8 Nm	5.0 kW	SGMSH-50D2A6H-OY	SGDH-50DE-OY	XD-50-TN

SGMUH - servo motors 6000 r/min (1 - 4 kW)

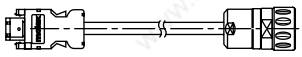
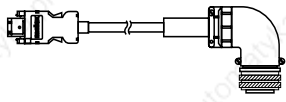
Symbol	Specifications				Servo motor model	Compatible servo drives (2)		
	Voltage	Encoder and design	Rated torque	Capacity		Sigma-II	XtraDrive	
	400 V	Incremental encoder (17 bit) Straight shaft with key	Without brake	1.59 Nm	1.0 kW	SGMUH-10DCA61-OY	SGDH-10DE-OY	XD-10-TN
				2.45 Nm	1.5 kW	SGMUH-15DCA61-OY	SGDH-15DE-OY	XD-15-TN
				4.9 Nm	3.0 kW	SGMUH-30DCA61-OY	SGDH-30DE-OY	XD-30-TN
				6.3 Nm	4.0 kW	SGMUH-40DCA61-OY	SGDH-50DE-OY	XD-50-TN
			With brake	1.59 Nm	1.0 kW	SGMUH-10DCA6C-OY	SGDH-10DE-OY	XD-10-TN
				2.45 Nm	1.5 kW	SGMUH-15DCA6C-OY	SGDH-15DE-OY	XD-15-TN
				4.9 Nm	3.0 kW	SGMUH-30DCA6C-OY	SGDH-30DE-OY	XD-30-TN
				6.3 Nm	4.0 kW	SGMUH-40DCA6C-OY	SGDH-50DE-OY	XD-50-TN

SGMBH - servo motors 1500 r/min (22 - 55 kW)

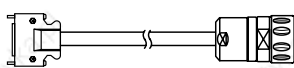
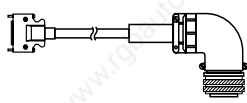
Symbol	Specifications				Servo motor model	Compatible drives (2)				
	Voltage	Encoder and design	Rated torque	Capacity		Sigma-II				
	400 V	Incremental encoder (17 bit) Straight shaft with key & tap	Without brake	Flange mount	140 Nm	22 kW	SGMBH-2BDCA61	SGDH-2BDE		
					191 Nm	30 kW	SGMBH-3ZDCA61	SGDH-3ZDE		
					236 Nm	37 kW	SGMBH-3GDCA61	SGDH-3GDE		
					286 Nm	45 kW	SGMBH-4EDCA61	SGDH-4EDE		
					286 Nm	45 kW	SGMBH-3GDAL1	SGDH-3GDE		
				Foot mount	286 Nm	45 kW	SGMBH-4EDAL1	SGDH-4EDE		
					350 Nm	55 kW	SGMBH-5EDAL1	SGDH-5EDE		
					With brake	Flange mount	140 Nm	22 kW	SGMBH-2BDCA6C	SGDH-2BDE
							191 Nm	30 kW	SGMBH-3ZDCA6C	SGDH-3ZDE
						Foot mount	236 Nm	37 kW	SGMBH-3GDALC	SGDH-3GDE
			286 Nm	45 kW			SGMBH-4EDALC	SGDH-4EDE		
			286 Nm	45 kW			SGMBH-3GD2A1	SGDH-3GDE		
			Absolute encoder (17 bit) Straight shaft with key & tap	Without brake	Flange mount	140 Nm	22 kW	SGMBH-2BD2A61	SGDH-2BDE	
						191 Nm	30 kW	SGMBH-3ZD2A61	SGDH-3ZDE	
						236 Nm	37 kW	SGMBH-3GD2A61	SGDH-3GDE	
						286 Nm	45 kW	SGMBH-4ED2A61	SGDH-4EDE	
						286 Nm	45 kW	SGMBH-3GD2AL1	SGDH-3GDE	
				Foot mount	286 Nm	45 kW	SGMBH-4ED2AL1	SGDH-4EDE		
					350 Nm	55 kW	SGMBH-5ED2AL1	SGDH-5EDE		
					With brake	Flange mount	140 Nm	22 kW	SGMBH-2BD2A6C	SGDH-2BDE
191 Nm	30 kW	SGMBH-3ZD2A6C					SGDH-3ZDE			
Foot mount	236 Nm	37 kW				SGMBH-3GD2ALC	SGDH-3GDE			
	286 Nm	45 kW	SGMBH-4ED2ALC	SGDH-4EDE						

Encoder Cables


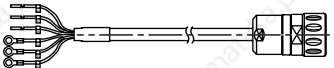

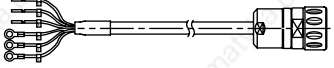

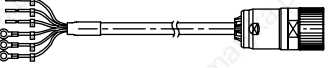


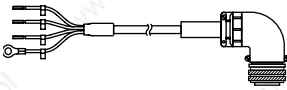



for sigma-II servo drive

Symbol	Specifications	Model	Appearance	
③	Sigma-II encoder cable for SGMAH/PH Servo motors SGMAH-□□□□□□□□D-OY SGMPH-□□□□□□□□D-OY	3 m	R88A-CRWA003C-DE	
		5 m	R88A-CRWA005C-DE	
		10 m	R88A-CRWA010C-DE	
		15 m	R88A-CRWA015C-DE	
		20 m	R88A-CRWA020C-DE	
	Sigma-II encoder cable for SGMGH/SH/UH Servo motors SGMGH-□ SGMSH-□ SGMUH-□, SGMBH-□	3 m	R88A-CRWB003N-E	
		5 m	R88A-CRWB005N-E	
		10 m	R88A-CRWB010N-E	
		15 m	R88A-CRWB015N-E	
		20 m	R88A-CRWB020N-E	

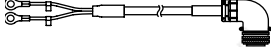
for XtraDrive servo drive

Symbol	Specifications	Model	Appearance	
③	XtraDrive encoder cable for Sigma-II (SGMAH/PH) Servo motors SGMAH-□□□□□□□□D-OY SGMPH-□□□□□□□□D-OY	3 m	XD-CRWA003-DE	
		5 m	XD-CRWA005-DE	
		10 m	XD-CRWA010-DE	
		15 m	XD-CRWA015-DE	
		20 m	XD-CRWA020-DE	
	XtraDrive encoder cable for Sigma-II (SGMGH/SH/UH/BH) Servo motors SGMGH-□ SGMSH-□ SGMUH-□	3 m	XD-CRWB003N-E	
		5 m	XD-CRWB005N-E	
		10 m	XD-CRWB010N-E	
		15 m	XD-CRWB015N-E	
		20 m	XD-CRWB020N-E	

Power cables

Symbol	Specifications	Model	Appearance	
④	For 200 V servo motors without brake SGMAH-□□A□□□1D-OY SGMPH-(01/02/04/08)A□□41D-OY	3 m	R88A-CAWA003S-DE	
		5 m	R88A-CAWA005S-DE	
		10 m	R88A-CAWA010S-DE	
		15 m	R88A-CAWA015S-DE	
		20 m	R88A-CAWA020S-DE	
	For 200 V servo motors with brake SGMAH-□□A□□□CD-OY SGMPH-(01/02/04/08)A□□4CD-OY	3 m	R88A-CAWA003B-DE	
		5 m	R88A-CAWA005B-DE	
		10 m	R88A-CAWA010B-DE	
		15 m	R88A-CAWA015B-DE	
		20 m	R88A-CAWA020B-DE	
	For 200 V servo motors without brake SGMPH-15A□□□1D-OY	3 m	R88A-CAWB003S-DE	
		5 m	R88A-CAWB005S-DE	
		10 m	R88A-CAWB010S-DE	
		15 m	R88A-CAWB015S-DE	
		20 m	R88A-CAWB020S-DE	
	For 200 V servo motors with brake SGMPH-15A□□□CD-OY	3 m	R88A-CAWB003B-DE	
		5 m	R88A-CAWB005B-DE	
		10 m	R88A-CAWB010B-DE	
		15 m	R88A-CAWB015B-DE	
		20 m	R88A-CAWB020B-DE	
	For 400 V servo motors without brake SGMAH-□□D□□□1D-OY SGMPH-□□D□□□1D-OY	3 m	R88A-CAWK003S-DE	
		5 m	R88A-CAWK005S-DE	
		10 m	R88A-CAWK010S-DE	
		15 m	R88A-CAWK015S-DE	
		20 m	R88A-CAWK020S-DE	
	For 400 V servo motors with brake SGMAH-□□D□□□CD-OY SGMPH-□□D□□□CD-OY	3 m	R88A-CAWK003B-DE	
		5 m	R88A-CAWK005B-DE	
		10 m	R88A-CAWK010B-DE	
		15 m	R88A-CAWK015B-DE	
		20 m	R88A-CAWK020B-DE	
	For 400 V servo motors SGMGH-(05/09/13)D□ SGMSH-(10/15/20)D□ SGMUH-(10/15)D□ For servomotors with brake, a separate cable (R88A-CAWC0□□B-E) is needed	3 m	R88A-CAWC003S-E	
		5 m	R88A-CAWC005S-E	
		10 m	R88A-CAWC010S-E	
		15 m	R88A-CAWC015S-E	
		20 m	R88A-CAWC020S-E	
	For 400 V servo motors SGMGH-(20/30)D□ SGMSH-(30/40/50)D□ SGMUH-(30/40)D□ For servomotors with brake, a separate cable (R88A-CAWC0□□B-E) is needed	3 m	R88A-CAWD003S-E	
		5 m	R88A-CAWD005S-E	
		10 m	R88A-CAWD010S-E	
		15 m	R88A-CAWD015S-E	
		20 m	R88A-CAWD020S-E	
For 400 V servo motors SGMGH-44D□ For servomotors with brake, a separate cable (R88A-CAWC0□□B-E) is needed	3 m	R88A-CAWG003S-E		
	5 m	R88A-CAWG005S-E		
	10 m	R88A-CAWG010S-E		
	15 m	R88A-CAWG015S-E		
	20 m	R88A-CAWG020S-E		
For 400 V servo motors SGMGH-55D□ For servomotors with brake, a separate cable (R88A-CAWC0□□B-E) is needed	3 m	R88A-CAWF003S-E		
	5 m	R88A-CAWF005S-E		
	10 m	R88A-CAWF010S-E		
	15 m	R88A-CAWF015S-E		
	20 m	R88A-CAWF020S-E		
For 400 V servo motors SGMGH-(75/1A)D□ For servomotors with brake, a separate cable (R88A-CAWC0□□B-E) is needed	3 m	R88A-CAWH003S-E		
	5 m	R88A-CAWH005S-E		
	10 m	R88A-CAWH010S-E		
	15 m	R88A-CAWH015S-E		
	20 m	R88A-CAWH020S-E		
For 400 V servo motors SGMGH-1ED□ For servomotors with brake, a separate cable (R88A-CAWC0□□B-E) is needed	3 m	R88A-CAWJ003S-E		
	5 m	R88A-CAWJ005S-E		
	10 m	R88A-CAWJ010S-E		
	15 m	R88A-CAWJ015S-E		
	20 m	R88A-CAWJ020S-E		

Brake cable (for SGMGH/SH/UH Motors)

Symbol	Specifications	Model	Appearance	
⑤	Brake cable only. For 400 V servo motors with brake SGMGH-□□D□ SGMSH-□□D□ SGMUH-□□D□	3 m	R88A-CAWC003B-E	
		5 m	R88A-CAWC005B-E	
		10 m	R88A-CAWC010B-E	
		15 m	R88A-CAWC015B-E	
		20 m	R88A-CAWC020B-E	

Connectors

Specification	Model
Hypertac power connector IP67 (for 200 V motors SGMAH/PH-□□A□□□□D-OY)	SPOC-06K-FSDN169
Hypertac power connector IP67 (for 400 V motors SGMAH/PH-□□D□□□□D-OY)	LPRA-06B-FRBN170
Hypertac encoder connector IP67 (for motors SGMAH/PH-□□□□□□□□D-OY)	SPOC-17H-FRON169
Military power connector IP67 (for 400 V motors SGMGH-(05/10/13)D□, SGMSh-(10/15/20)D□, SGMUH-(10/15)D□) (for SGMbH-□ fan)	MS3108E18-10S
Military power connector IP67 (for 400 V motors SGMGH-(20/30/44)D□, SGMSh-(30/40/50)D□, SGMUH-(30/40)D□)	MS3108E22-22S
Military power connector IP67 (for 400 V motors SGMGH-(55/75/1A/1E)D□)	MS3108E32-17S
Military brake connector IP67 (for 400 V servo motors SGMGH-□, SGMSh-□, SGMUH-□)	MS3108E10SL-3S
Military encoder connector IP67 (for motors SGMGH-□, SGMSh-□, SGMUH-□, SGMbH-□)	MS3108E20-29S
Spare part, hypertac power connector male (connector included with the motor for 200 V models SGMAH/PH-□□A□□□□D-OY)	SRUC-06J-MSCN236
Spare part, hypertac power connector male (connector included with the motor for 400 V motors SGMAH/PH-□□D□□□□D-OY)	LRRA-06A-MRPN182
Spare part, hypertac encoder connector male (connector included with the motor for motors SGMAH/PH-□□□□□□□□D-OY)	SRUC-17G-MRWN087

ALL DIMENSIONS SHOWN ARE IN MILLIMETERS.
To convert millimeters into inches, multiply by 0.03937. To convert grams into ounces, multiply by 0.03527.