



CIRCUIT-BREAKER SIZE S00,
FOR MOTOR PROTECTION, CLASS 10,
A-REL. 7...10A, N-REL. 130A,
SCREW TERMINAL,
STANDARD SWITCHING CAPACITY

General technical data:

| | | |
|--|---|-----------------|
| product brand name | | SIRIUS |
| Product designation | | circuit breaker |
| Size of the circuit-breaker | | S00 |
| Number of poles / for main current circuit | | 3 |
| Product function | | |
| • removable terminal for auxiliary and control circuit | | No |
| • overload protection | | Yes |
| • Phase failure detection | | Yes |
| • Ground fault detection | | No |
| Product component | | |
| • Auxiliary switch | | No |
| • undervoltage release | | No |
| • Trip indicator | | No |
| Product expansion | | |
| • Auxiliary switch | | Yes |
| • optional / motor drive | | No |
| Surge voltage resistance / Rated value | V | 6,000 |
| Protection class IP / on the front | | IP20 |
| Protection against electrical shock | | finger-safe |

| | | |
|--|----|-------------|
| Installation altitude / at height above sea level / maximum | m | 2,000 |
| Shock resistance | | 25g / 11 ms |
| Ambient temperature | | |
| • during transport | °C | -50 ... +80 |
| • during storage | °C | -50 ... +80 |
| • during operation | °C | -20 ... +60 |
| Active power loss / total / typical | W | 7 |

Main circuit:

| | | |
|--|-----|---------|
| Operating voltage / Rated value | V | 690 |
| Operating power / at AC-3 / at 400 V / Rated value | kW | 4 |
| Operating current / at AC-3 / at 400 V / Rated value | A | 10 |
| Mechanical service life (switching cycles) / of the main contacts / typical | | 100,000 |
| Operating frequency / at AC-3 / maximum | 1/h | 15 |

Auxiliary circuit:

| | | |
|---|--|---|
| Number of CO contacts / for auxiliary contacts | | 0 |
|---|--|---|

Protection function:

| | | |
|--|---|----------|
| Trip class | | CLASS 10 |
| Adjustable response value current / of the current-dependent overload release | A | 7 ... 10 |

Installation/mounting/dimensions:

| | | |
|--------------------------|----|--|
| Mounting type | | screw and snap-on mounting onto 35 mm standard mounting rail according to DIN EN 50022 |
| mounting position | | any |
| Depth | mm | 81 |
| Height | mm | 90 |
| Width | mm | 45 |

Connections:

| | | |
|--|--|---|
| Arrangement of electrical connectors / for main current circuit | | front side |
| Design of the electrical connection | | |
| • for main current circuit | | screw-type terminals |
| • for auxiliary and control current circuit | | screw-type terminals |
| Type of connectable conductor cross-section | | |
| • for main contacts | | |
| • solid | | 2x (0.5 ... 1.5 mm ²), 2x (0.75 ... 2.5 mm ²) |
| • finely stranded | | |
| • with core end processing | | 2x (0.5 ... 1.5 mm ²), 2x (0.75 ... 2.5 mm ²) |
| • stranded | | 2x (0.5 ... 1.5 mm ²), 2x (0.75 ... 2.5 mm ²) |

Certificates/approvals:

General Product Approval



Test Certificates

[Special Test Certificate](#)

Shipping Approval



Shipping Approval



other

[Confirmation](#)



[Declaration of Conformity](#)

[other](#)

[Environmental Confirmations](#)

Further information:

Information- and Downloadcenter (Catalogs, Brochures,...)

<http://www.siemens.com/industrial-controls/catalogs>

Industry Mall (Online ordering system)

<http://www.siemens.com/industrial-controls/mall>

Cax online generator:

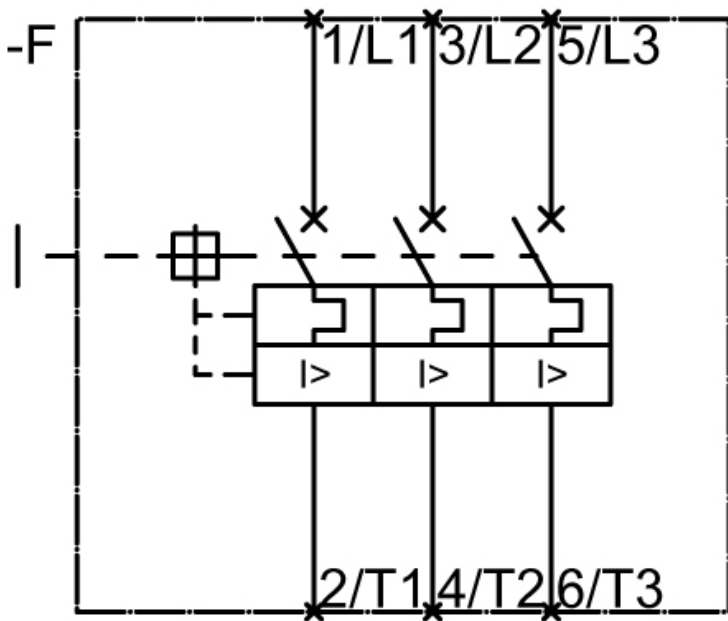
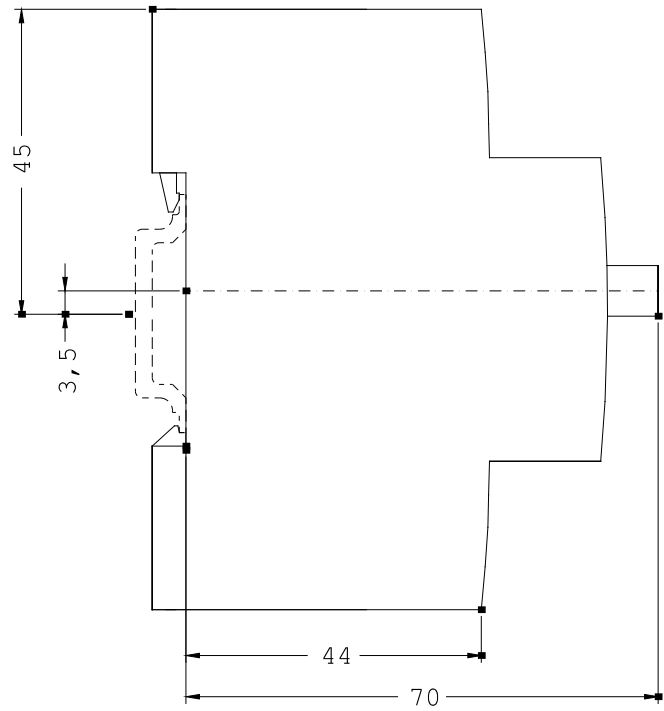
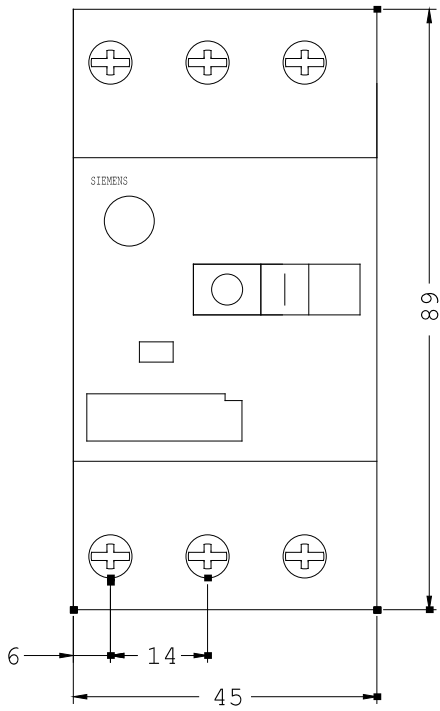
<http://www.siemens.com/cax>

Service&Support (Manuals, Certificates, Characteristics, FAQs,...)

<http://support.automation.siemens.com/WW/view/en/3RV1011-1JA10/all>

Image database (product images, 2D dimension drawings, 3D models, device circuit diagrams, ...)

http://www.automation.siemens.com/bilddb/cax_en.aspx?mlfb=3RV1011-1JA10



last change:

Dec 8, 2014