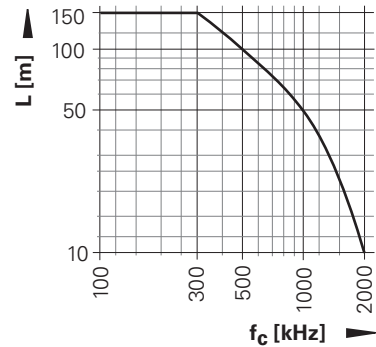
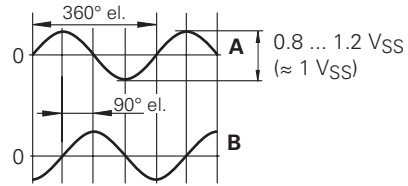


U_p = 5V ± 5%
ECN 1313: (max. 160 mA)
EQN 1325: (max. 200 mA)
am Gerät, *at encoder*, sur l'appareil, *integrato*, en el aparato.

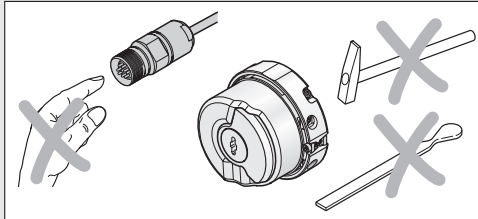
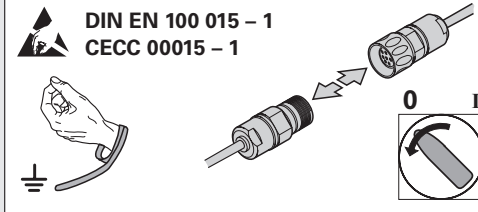
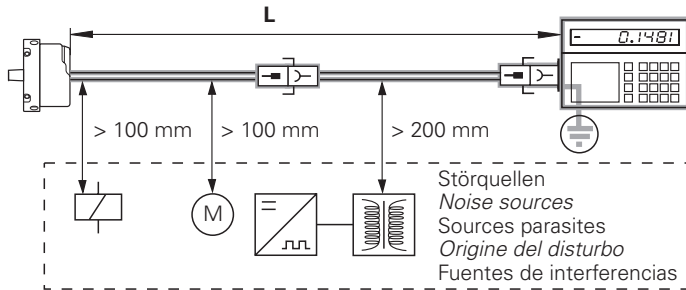
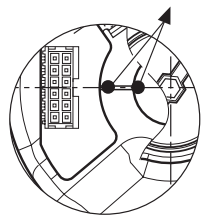
EN 50 178/4.98; 5.2.9.5
IEC 364-4-41: 1992; 411(PELV/SELV)
(siehe, *see, voir, vedi, véase*
HEIDENHAIN D 231 929)



$$f_c = \frac{1}{T}$$



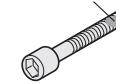
Nullposition Welle - Kappe
Zero position for shaft/cap alignment
Position zéro arbre - capot
Zero posizione albero-cappellotto
Posición cero eje - cubierta



Im Lieferumfang enthalten
Included in delivery
Contenu dans la fourniture
Standard di forniture
Elementos suministrados

Fleckbeschichtung
Patch coating
Enduit autofreinant
Rivestimento
Recubrimiento tintado

M5x50 DIN 6912 8.8
ID 202 264-36



HEIDENHAIN

Montageanleitung
Mounting Instructions
Instructions de montage
Istruzioni di montaggio
Instrucciones de montaje

ECN 1313 EnDat01
EQN 1325 EnDat01

9/2005

DR. JOHANNES HEIDENHAIN GmbH

Dr.-Johannes-Heidenhain-Straße 5

83301 Traunreut, Germany

☎ +49 (8669) 31-0

FAX +49 (8669) 5061

E-Mail: info@heidenhain.de

Technical support FAX +49 (8669) 32-10 00

Measuring systems ☎ +49 (8669) 31-31 04

E-Mail: service.ms-support@heidenhain.de

TNC support ☎ +49 (8669) 31-31 01

E-Mail: service.nc-support@heidenhain.de

NC programming ☎ +49 (8669) 31-31 03

E-Mail: service.nc-pgm@heidenhain.de

PLC programming ☎ +49 (8669) 31-31 02

E-Mail: service.plc@heidenhain.de

Lathe controls ☎ +49 (8669) 31-31 05

E-Mail: service.lathe-support@heidenhain.de

www.heidenhain.de

Ø 4.5 mm	R ₁ ≥ 18 mm	/
	R ₁ ≥ 40 mm	R ₂ ≥ 100 mm

	°C (°F)		
		T ≥ -40 °C (-40 °F)	T ≥ -10 °C (14 °F)
		-30 ... 80 °C (-22 ... 176 °F)	



Ve 00

533 396-91 · 60 · 5/2007 · H · Printed in Germany · Änderungen vorbehalten

Subject to change without notice · Sous réserve de modifications · Con riserva di modifiche · Sujeto a modificaciones

