




## Fast-Acting Chip Fuses

Fast-acting chip fuses help provide overcurrent protection on systems using DC power sources up to 63V<sub>DC</sub>. The fuse's monolithic, multilayer design provides the highest hold current in the smallest footprint, reduces diffusion-related aging, improves product reliability and resilience, and enhances high-temperature performance in a wide range of circuit designs.

These RoHS-compliant surface mount devices offer strong arc suppression characteristics and facilitate the development of more reliable, high performance consumer electronics such as laptops, multimedia devices, cell phones, and other portable electronics.



### Benefits

- Small size with high-current ratings
- Excellent temperature stability
- High reliability and resilience
- Strong arc suppression characteristics

### Features

- RoHS compliant
- Halogen free  
(refers to: Br≤900ppm, Cl≤900ppm, Br+Cl≤1500ppm)
- Monolithic, multilayer design
- High-temperature performance
- -55°C to +125°C operating range

### Applications

- |                   |                        |                |
|-------------------|------------------------|----------------|
| • Laptops         | • Printers             | • Game systems |
| • Digital cameras | • DVD players          | • LCD monitors |
| • Cell phones     | • Portable electronics | • Scanners     |

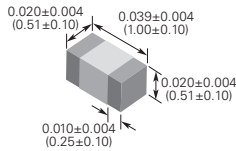
**Table FF1 Clear Time Characteristics for Fast-Acting Chip Fuses**

% of rated current	Clear time at 25°C
100%	4 hours min.
250%	5 seconds max.
400%	0.05 seconds max.

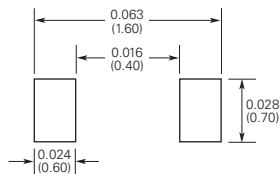
**Table FF2 Typical Electrical Characteristics, Dimensions and Recommended Pad Layout for Fast-Acting Chip Fuses**

**0402 (1005mm) Fast-Acting Chip Fuses**

**Shape and Dimensions**  
Inch (mm)



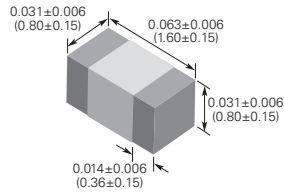
**Recommended Pad Layout**  
Inch (mm)



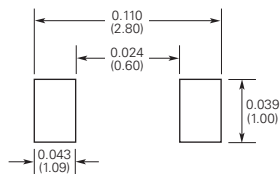
Part Number	Typical Electrical Characteristics		Max. Interrupt Ratings	
	Rated Current (A)	Nominal Cold DCR* (Ω)	Voltage (V <sub>DC</sub> )	Current (A)
0402SFF050F/24	0.50	0.380	24	35
0402SFF075F/24	0.75	0.210	24	35
0402SFF100F/24	1.00	0.120	24	35
0402SFF150F/24	1.50	0.056	24	35
0402SFF200F/24	2.00	0.035	24	35
0402SFF300F/24	3.00	0.021	24	35
0402SFF400F/24	4.00	0.014	24	35

**0603 (1608mm) Fast-Acting Chip Fuses**

**Shape and Dimensions**  
Inch (mm)



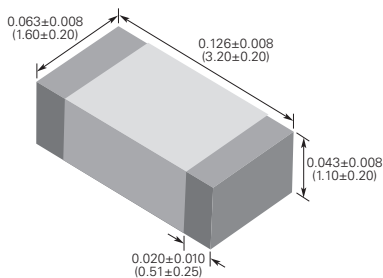
**Recommended Pad Layout**  
Inch (mm)



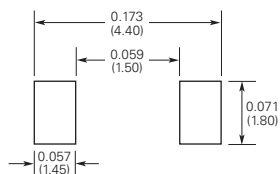
Part Number	Typical Electrical Characteristics		Max. Interrupt Ratings	
	Rated Current (A)	Nominal Cold DCR* (Ω)	Voltage (V <sub>DC</sub> )	Current (A)
0603SFF050F/32	0.50	0.485	32	50
0603SFF075F/32	0.75	0.254	32	50
0603SFF100F/32	1.00	0.131	32	50
0603SFF150F/32	1.50	0.059	32	35
0603SFF200F/32	2.00	0.044	32	35
0603SFF250F/32	2.50	0.032	32	35
0603SFF300F/32	3.00	0.025	32	35
0603SFF350F/32	3.50	0.024	32	35
0603SFF400F/32	4.00	0.018	32	35
0603SFF500F/32	5.00	0.013	32	35
0603SFF600F/24	6.00	0.010	24	35

**1206 (3216mm) Fast-Acting Chip Fuses**

**Shape and Dimensions**  
Inch (mm)



**Recommended Pad Layout**  
Inch (mm)



Part Number	Typical Electrical Characteristics		Max. Interrupt Ratings	
	Rated Current (A)	Nominal Cold DCR* (Ω)	Voltage (V <sub>DC</sub> )	Current (A)
1206SFF050F/63	0.50	0.500	63	50
1206SFF075F/63	0.75	0.330	63	50
1206SFF100F/63	1.00	0.220	63	50
1206SFF150F/63	1.50	0.120	63	50
1206SFF175F/63	1.75	0.100	63	50
1206SFF200F/63	2.00	0.050	63	50
1206SFF250F/32	2.50	0.035	32	50
1206SFF300F/32	3.00	0.031	32	50
1206SFF400F/32	4.00	0.022	32	45
1206SFF500F/32	5.00	0.015	32	45
1206SFF600F/24	6.00	0.012	24	45
1206SFF700F/24	7.00	0.011	24	45
1206SFF800F/24	8.00	0.008	24	45

\* Measured at ≤10% of rated current and 25°C ambient temperature.