

## Thermal Cutoffs (TCO)/ Thermal-links

- EYP** Series: **N**  
 Series: **F**  
 Series: **E**  
 Series: **H**  
 Series: **MP**  
 Series: **MU**



### Features

- Small and Insulation Type  
TCO is compact and insulated, featuring quick temperature response, and mountable in a small space without insulation or protection.
- High Reliability  
TCO opens reliably when the equipment becomes abnormal, and is not resettable.
- Solid Structure  
Uniquely formed lead provides reliable TCO connection and provides easy assembly handling. (Axial lead type only)
- Thin Type  
Thick is less than 0.8 mm (MP series), available for spot welding (MP and MU series)
- Halogen-free (Thin type MP and MU series)  
The thin type fuses with a part number listed in this catalog contain no halogen other than any that may exist as an impurity.
- RoHS compliant

### Approved Safety Standards

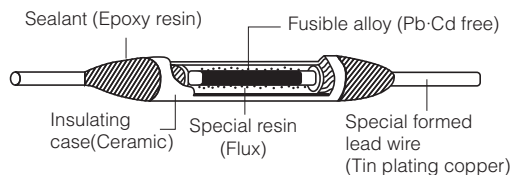
- (Japan) : Approved by JET
  - UL, C-UL (U.S.A.) : E60271
  - CSA (Canada) : 1□□□□□□ (LR67163)
  - VDE (Germany) : 481106-1171-□□□□
  - BEAB (U.K.) : C□□□□
  - CCC (China) : 20020102050042□□
- See Ratings in details.

### Recommended Applications

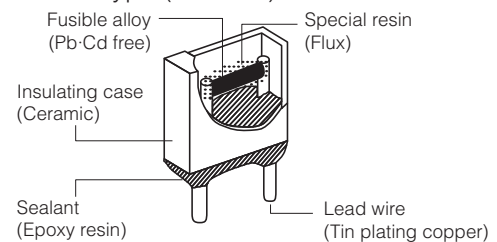
- Transformers, Solenoids, Ventilation fans, Electric fans, Small electric motors, Driers, Gas home appliances, Fluorescent lights, Electric shavers, Adaptors, Heating devices, ICs, Batteries, etc. The TCO can also be used for overheating protection.

### Construction

- Axial lead type (N, F and E series)

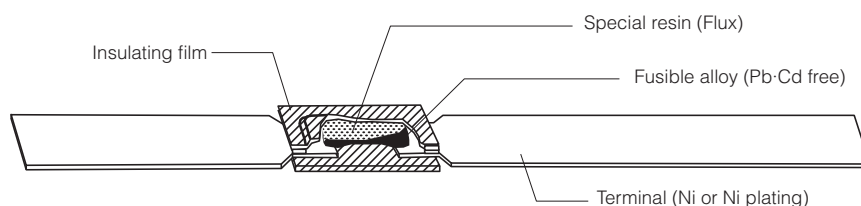


- Radial lead type (H series)



- Thin type (MP and MU series)

\* Thin type is not to be soldered.



## Ratings

### ● N series

Part No.	Type No. of Approved Standards	Rated Functioning Temp. : Tf *1 (°C)	Functioning Temp. *2 (°C)	Electrical Rating			Maximum Operating Temp. *3 (°C)	Holding Temp. : Th *4 (°C)	Maximum Temp. Limit : Tm *5 (°C)	Approved Safety Standards					
				AC/DC	Volt. (V)	Amp. (A)				UL	CSA	VDE	BEAB	CCC	
EYP2BN082	N082	86	82±2	AC	250	2	60	60	200	○	○	○	○	○	○
				AC	125	3	52	56		—	○	○	○	○	—
				DC	50	4	45	50		—	○	○	○	○	—
EYP2BN099	N099	102	98 <sup>+4</sup>	AC	250	2	65	75	200	○	○	○	○	○	○
				AC	125	3	60	70		—	○	○	○	○	—
				DC	50	4	55	65		—	○	○	○	○	—
EYP2BN109	N109	114	110±3	AC	250	2	80	90	200	○	○	○	○	○	○
				AC	125	3	76	86		—	○	○	○	○	—
				DC	50	5	65	74		—	○	○	○	○	—
EYP2BN110	N110	115	110 <sup>+3</sup> <sub>-2</sub>	AC	250	2	80	90	200	○	○	○	○	○	○
				AC	125	3	76	86		—	○	○	○	○	—
				DC	50	5	65	74		—	○	○	○	○	—
EYP2BN127	N127	134	129±4	AC	250	2	90	100	200	○	○	○	○	○	○
				AC	125	3	75	90		—	○	○	○	○	—
				DC	50	4	65	80		—	○	○	○	○	—
EYP2BN134	N134	139	135±3	AC	250	2	100	110	200	○	○	○	○	○	○
				AC	125	3	85	100		—	○	○	○	○	—
				DC	50	6	60	70		—	○	○	○	○	—
EYP2BN143	N143	145	141±2	AC	250	2	110	120	200	○	○	○	○	○	○
				AC	125	3	105	115		—	○	○	○	○	—
				DC	50	6	80	90		—	○	○	○	○	—

Note: (1) For long lead types add the letter "L" at the end of the part number.

(2) The information of the Approved Safety Standards is furnished as of Jun. 2010.

Approved Safety Standards File No. UL:E60271, CSA:1687496(LR67163), VDE:481106-1171-0001, BEAB:C1144, CCC:2011010205464841

### ● F series

Part No.	Type No. of Approved Standards	Rated Functioning Temp. : Tf *1 (°C)	Functioning Temp. *2 (°C)	Electrical Rating			Maximum Operating Temp. *3 (°C)	Holding Temp. : Th *4 (°C)	Maximum Temp. Limit : Tm *5 (°C)	Approved Safety Standards					
				AC/DC	Volt. (V)	Amp. (A)				UL C-UL	CSA	VDE	BEAB	CCC	
EYP1BF101	F101	102	98±3	AC	250	1	65	75	200	○	○	○	○	○	○
				AC	125	2	60	70		—	○	○	○	○	—
				DC	50	3.5	55	65		—	○	○	○	○	—
EYP1BF115	F115	115	110 <sup>+3</sup> <sub>-2</sub>	AC	250	1	80	90	200	○	○	○	○	○	○
				AC	125	2	76	90		—	○	○	○	○	—
				DC	50	4	70	80		—	○	○	○	○	—
EYP1BF134	F134	134	129 <sup>+4</sup>	AC	250	1	90	105	200	○	○	○	○	○	○
				AC	125	2	85	100		—	○	○	○	○	—
				DC	50	4	65	80		—	○	○	○	○	—
EYP1BF138	F138	139	135±3	AC	250	1	100	110	200	○	○	○	○	○	○
				AC	125	2	90	105		—	○	○	○	○	—
				DC	50	5	65	70		—	○	○	○	○	—
EYP1BF145	F145	145	141±2	AC	250	1	110	125	200	○	○	○	○	○	○
				AC	125	2	110	125		—	○	○	○	○	—
				DC	50	5	80	95		—	○	○	○	○	—

Note: (1) For long lead types add the letter "L" at the end of the part number.

(2) The information of the Approved Safety Standards is furnished as of Jun. 2010.

Approved Safety Standards File No. UL/C-UL:E60271, CSA:1709436(LR67163), VDE:481106-1171-0003, BEAB:C1133, CCC:2011010205464842