

Miniature Fuse, 5 x 20 mm, Quick-Acting F, L, 250 VAC



IEC 60127-2 · 250 VAC · Quick-Acting F



Description

- IEC Standard Fuse
- L = Low Breaking Capacity (Glass Tube)

Standards

- IEC 60127-2/2
- UL 248-14
- CSA C22.2 no. 248.14

Approvals

- Approval Reference Type: FSF 5x20
- VDE Certificate Number: 40016088
- UL File Number: E41599

Applications

- Primary Protection in Equipment


References

- Pigtail Type [FSF 5x20 Pigtail](#)
- Assembled Fuseholder [OGN-SMD](#)
- Fuse Kit [Fuse Kit FSF 5x20](#)

Weblinks

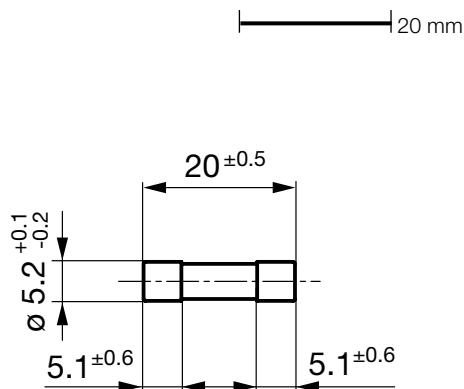
[pdf datasheet](#), [html-datasheet](#), [General Product Information](#), [Packaging details](#), [Approvals](#), [CE declaration of conformity](#), [RoHS](#), [CHINA-RoHS](#), [REACH](#), [Distributor-Stock-Check](#), [Detailed request for product](#)

Technical Data

Rated Voltage	250 VAC
Rated current	0.032 - 10 A
Breaking Capacity	35 A - 100 A
Characteristic	Quick-Acting F
Admissible Ambient Air Temp.	-55 °C to 125 °C
Climatic Category	55/125/21 acc. to IEC 60068-1
Material: Tube	Glass
Material: Endcaps	Nickel-Plated Copper Alloy
Unit Weight	0.92 g
Storage Conditions	0 °C to 60 °C, max. 70% r.h.
Product Marking	 Rated current, Rated Voltage, Characteristic, Breaking Capacity, Approvals

Detailed information on product approvals, code requirements, usage instructions and detailed test conditions can be looked up in [General Product Information](#)

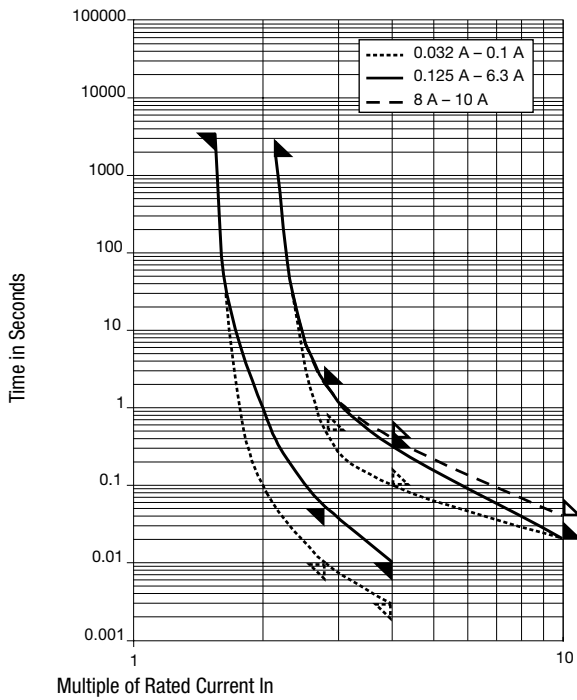
Dimension



Pre-Arcing Time






Rated Current I _n	1.5 x I _n min.	2.1 x I _n max.	2.75 x I _n min.	2.75 x I _n max.	4.0 x I _n min.	4.0 x I _n max.	10.0 x I _n max.
0.032 A - 0.1 A	60 min	30 min	10 ms	500 ms	3 ms	100 ms	20 ms
0.125 A - 6.3 A	60 min	30 min	50 ms	2 s	10 ms	300 ms	20 ms
8 A - 10 A	30 min	30 min	50 ms	2 s	10 ms	400 ms	40 ms

Time-Current-Curves



All Variants

Rated Current [A]	Rated Voltage [VAC]	Breaking Capacity	Voltage Drop 1.0 I _n max. [mV]	Voltage Drop 1.0 I _n typ. [mV]	Power Dissipation 1.5 I _n max. [mW]	Power Dissipation 1.5 I _n typ. [mW]	Melting I ² t 10.0 Intyp. [A ² s]					Order Number
0.032	250	1)	10000	1500	1600	700	0.00082	●	●	●	0034.1527	
0.04	250	1)	8000	1100	1600	700	0.000128	●	●	●	0034.1528	
0.05	250	1)	7000	3000	1600	700	0.00025	●	●	●	0034.1529	
0.063	250	1)	5000	940	1600	300	0.000278	●	●	●	0034.1530	
0.08	250	1)	4000	750	1600	300	0.00102	●	●	●	0034.1531	
0.1	250	1)	3500	840	1600	400	0.0014	●	●	●	0034.1506	
0.125	250	1)	2000	610	1600	400	0.00484	●	●	●	0034.1507	
0.16	250	1)	2000	550	1600	500	0.0113	●	●	●	0034.1508	
0.2	250	1)	1700	540	1600	500	0.0252	●	●	●	0034.1509	
0.25	250	1)	1400	240	1600	200	0.0159	●	●	●	0034.1510	
0.315	250	1)	1300	210	1600	200	0.0367	●	●	●	0034.1511	
0.4	250	1)	1200	200	1600	200	0.085	●	●	●	0034.1512	
0.5	250	1)	1000	150	1600	200	0.151	●	●	●	0034.1513	
0.63	250	1)	650	140	1600	300	0.303	●	●	●	0034.1514	
0.8	250	1)	240	110	1600	300	0.508	●	●	●	0034.1515	
1	250	1)	200	110	1600	300	1.13	●	●	●	0034.1516	
1.25	250	1)	200	100	1600	400	1.81	●	●	●	0034.1517	
1.6	250	1)	190	100	1600	500	2.94	●	●	●	0034.1518	
2	250	1)	170	90	1600	600	5.28	●	●	●	0034.1519	
2.5	250	1)	170	90	1600	800	9.19	●	●	●	0034.1520	
3.15	250	1)	150	90	2500	600	16.1	●	●	●	0034.1521	

Rated Current [A]	Rated Voltage [VAC]	Breaking Capacity	Voltage Drop 1.0 I _n max. [mV]	Voltage Drop 1.0 I _n typ. [mV]	Power Dissipation 1.5 I _n max. [mW]	Power Dissipation 1.5 I _n typ. [mW]	Melting I ² t 10.0 Intyp. [A ² s]	    	Order Number
4	250	2)	130	90	2500	1000	25.6 ● ● ● ●	0034.1522	
5	250	2)	130	80	2500	1300	33.8 ● ● ● ●	0034.1523	
6.3	250	2)	130	80	2500	2000	53.2 ● ● ● ●	0034.1524	
8	250	2)	130	80	4000	2300	93.4 ● ● ● ●	0034.1525	
10	250	2)	130	70	4000	2500	183 ● ● ● ●	0034.1526	

Most Popular.

Availability for all products can be searched real-time: <http://www.schurter.com/en/Stock-Check/Stock-Check-SCHURTER>

1) 35 A @ 250 VAC

2) 10 I_n @ 250 VAC

Packaging Unit	xxxx.xxxx	Small Box Pack (10 pcs.)
	xxxx.xxxx.G	Bulk 128 x 91 x 60 mm (1000 pcs.)