

ELR W3- 24DC/500AC-9I

Order No.: 2297057



<http://eshop.phoenixcontact.de/phoenix/treeViewClick.do?UID=2297057>


"4 in 1" three-phase solid-state reversing contactor with 24 V DC input, 9 A output current and adjustable overload switching



Commercial data	
EAN	4046356170581
Pack	1 Pcs.
Customs tariff	85371099
Weight/Piece	0.2752 KG
Catalog page information	Page 172 (NTK-2008)

Product notes

WEEE/RoHS-compliant since:
06/21/2007



<http://www.download.phoenixcontact.com>
Please note that the data given here has been taken from the online catalog. For comprehensive information and data, please refer to the user documentation. The General Terms and Conditions of Use apply to Internet downloads.

Technical data

Input data	
Rated control supply voltage U_s	24 V DC
Rated control supply voltage range with reference to U_s	0.8 ... 1.25
Rated control supply current I_s	35 mA

Rated actuating voltage U_c	24 V DC
Rated actuating voltage range with reference to U_c	0.8 ... 1.25
Rated actuating current I_c	3 mA
Switching threshold "0" signal, voltage	9.6 V
Switching threshold "1" signal voltage	19.2 V
Switch-over frequency	Max. 2 Hz
Protective circuitry	Polarity protection Parallel polarity protection diode Surge protection
Typical response time	< 35 ms
Typical turn-off time	< 40 ms
Operating voltage display	LED green
Status display	Yellow LED
Indication	LED red

Output data, load relay

Output name	AC output
Nominal output voltage	500 V AC
Nominal output voltage range	48 V AC ... 550 V AC
Load current	Max. 9 A (see derating curve)
Leakage current	0 mA
Residual voltage	< 0.5 V
Surge current	100 A (t = 10 ms)
Name of protection	Surge protection
Output name	Acknowledge output
Note	Confirmation 01: Floating PDT contact
Nominal output voltage	Max. 253 V AC 0% ... 100% (300 V DC)
Residual voltage	< 0.5 V

Output data, signaling contact

Measuring via	Current transformer for line current on L1 and L3
Current range	1 A ... 45 A

Connection data

Type of connection	Screw connection
Conductor cross section solid min.	0.14 mm ²
Conductor cross section solid max.	2.5 mm ²

Conductor cross section stranded min.	0.14 mm ²
Conductor cross section stranded max.	2.5 mm ²
Conductor cross section AWG/kcmil min.	26
Conductor cross section AWG/kcmil max	12

General data

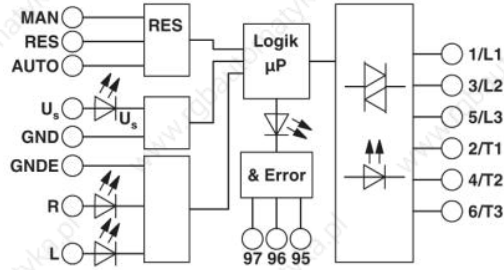
Length	99 mm
Width	22.5 mm
Height	114.5 mm
Test voltage input/output	4 kV _{rms}
Ambient temperature (operation)	-25 °C ... 70 °C
Ambient temperature (storage/transport)	-25 °C ... 70 °C
Mounting position	optional (Observe derating)
Assembly instructions	Can be aligned with spacing = 20 mm
Operating mode	100% operating factor
Degree of protection	IP20
Name	Standards/regulations
Standards/regulations	DIN EN 50178
	EN 60947
Name	Power station requirements
Standards/regulations	DWR 1300 / ZXX01/DD/7080.8d
Name	Air and creepage distances between the power circuits
Standards/regulations	DIN EN 50178
Rated surge voltage / insulation	6 kV
Rated insulation voltage	500 V
Pollution degree	2
Surge voltage category	III

Certificates / Approvals

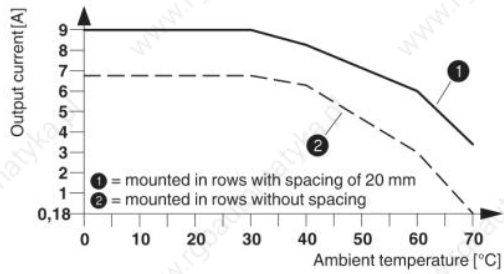
Certification	CB, CUL Listed, LR, UL Listed
Certification Ex:	PTB
Certifications applied for:	UL-EX LIS / CUL-EX LIS / GL / NV / BV

Drawings

Block diagram



Diagram



Address

PHOENIX CONTACT GmbH & Co. KG
Flachsmarktstr. 8
32825 Blomberg, Germany
Phone +49 5235 3 00
Fax +49 5235 3 41200
<http://www.phoenixcontact.de>



© 2009 Phoenix Contact
Technical modifications reserved;