




# SITOP Power Supplies



Domestic and International Applications — Compact and Basic Line



## SITOP Power Single-Phase

Technical Specification	Compact Line			Basic Line		
	DC 24V/1.3A	DC 24V/2.5A	DC 24V/3.5A	DC 24V/2A	DC 24V/5A	DC 24V/10A
<b>SITOP Power</b>	<b>6EP1331-1SH01</b>	<b>6EP1332-1SH41</b>	<b>6EP1332-1SH31</b>	<b>6EP1331-1SL11</b>	<b>6EP1333-1SL11</b>	<b>6EP1334-1SL11</b>
<b>Catalog No</b>	<b>6EP1331-1SH01</b>	<b>6EP1332-1SH41</b>	<b>6EP1332-1SH31</b>	<b>6EP1331-1SL11</b>	<b>6EP1333-1SL11</b>	<b>6EP1334-1SL11</b>
<b>Rated Input Voltage</b>	AC 120V/230V	AC 120V/230V	AC 120V/230V	AC 120V/230V	AC 120V/230V	AC 120V/230V
<b>—Range</b>	85–264V	85–264V	93–132V/187–264V	93–132V/187–264V	93–132V/187–264V	93–132V/187–264V
<b>Hold Up Time</b>	>10 ms 110V	>10 ms 110V	>20 ms 93V/187V	>20 ms 93V/187V	>20 ms 93V/187V	>20 ms 93V/187V
<b>AC Input Frequency</b>	47–63Hz	47–63Hz	47–63Hz	47–63Hz	47–63Hz	47–63Hz
<b>Rated Input Current</b>	0.48/0.3A	0.85/0.5A	1.65/0.95A	0.8/0.5A	2/1A	3.5/1.7A
<b>—Inrush Current (77°F)</b>	<15A	<15A	<33A, <3 ms	<20A, <3 ms	<45A, <3 ms	<55A, <3 ms
<b>Line Side Protection</b>	<b>5SX2110-7<sup>①</sup></b>	<b>5SX2110-7<sup>①</sup></b>	<b>5SX2110-7<sup>①</sup></b>	<b>5SX2106-7<sup>①</sup></b>	<b>5SX2110-7<sup>①</sup></b>	<b>5SX2116-7<sup>①</sup></b>
<b>Load Side Protection</b>	self-protected <sup>②</sup>	self-protected <sup>②</sup>	self-protected <sup>②</sup>	self-protected <sup>②</sup>	self-protected <sup>②</sup>	self-protected <sup>②</sup>
<b>Rated Output Voltage</b>	24V DC ± 8%	24V ± 8%	24V DC ± 5%	24V DC ± 3%	24V DC ± 3%	24V ± 3%
<b>Adjustable Range</b>	fixed	fixed	fixed	fixed	fixed	fixed
<b>Rated Output Current</b>	1.3A (131°F)	2.5A (131°F)	3.5A (140°F)	2A (140°F)	5A (140°F)	10A (140°F)
<b>Efficiency Approx</b>	80%	80%	84%	83%	88%	87%
<b>Parallel Connection Possible</b>	no	no	yes, up to 5 units	no	no	no
<b>RFI Specification According To</b>	EN50081-1 (Class B)	EN50081-1 (Class B)	EN50081-1 (Class B)	EN50081-2 (Class A)	EN50081-2 (Class A)	EN50081-2 (Class A)
<b>Degree of Protection</b>	IP 20	IP 20	IP 20	IP 20	IP 20	IP 20
<b>Ambient Temperature</b>	32°–131°F (0°–55°C)	32°–131°F (0°–55°C)	32°–140°F (0°–60°C)	32°–140°F (0°–60°C)	32°–140°F (0°–60°C)	32°–140°F (0°–60°C)
<b>Mounting</b>	DIN rail (35 × 7.5 mm)	DIN rail (35 × 7.5 mm)	DIN rail (35 × 7.5 mm)	DIN rail (35 × 15 mm)	DIN rail (35 × 15 mm)	DIN rail (35 × 15 mm)
<b>Connections at Input (Solid/Stranded)</b>	AWG26–AWG12	AWG26–AWG12	AWG30–AWG14	AWG22–AWG12	AWG22–AWG12	AWG22–AWG12
<b>Connections at Output (Solid/Stranded)</b>	AWG26–AWG12	AWG26–AWG12	AWG30–AWG14	AWG22–AWG12	AWG22–AWG12	AWG22–AWG12
<b>Dimensions W × H × D Inches (mm)</b>	2.80 × 3.54 × 2.05 (72 × 90 × 55)	4.96 × 3.54 × 2.05 (126 × 90 × 55)	6.30 × 3.15 × 2.44 (160 × 80 × 62)	1.97 × 4.92 × 5.31 (50 × 125 × 135)	3.15 × 4.92 × 5.31 (80 × 125 × 135)	7.87 × 4.92 × 5.31 (200 × 125 × 135)
<b>Approx Wt Lbs (Kg)</b>	0.7 (0.3)	1.0 (0.45)	1.1 (0.5)	0.9 (0.4)	1.5 (0.7)	2.6 (1.2)
<b>Approvals</b>	UL, CSA, FM, CE	UL, CSA, FM, CE	UL, cUL, FM, CE	UL, cUL, FM, CE	UL, cUL, FM, CE	UL, cUL, FM, CE
<b>Price \$</b>	<b>100.</b>	<b>150.</b>	<b>200.</b>	<b>170.</b>	<b>270.</b>	<b>415.</b>

**Note:** Basic Line not for new development. See page 800 for latest models.

<sup>①</sup>Recommended Circuit Breaker for conductors. Power Supply itself doesn't require protection.

<sup>②</sup>According to UL 508. (Also see information under "Protection" on page 786.)

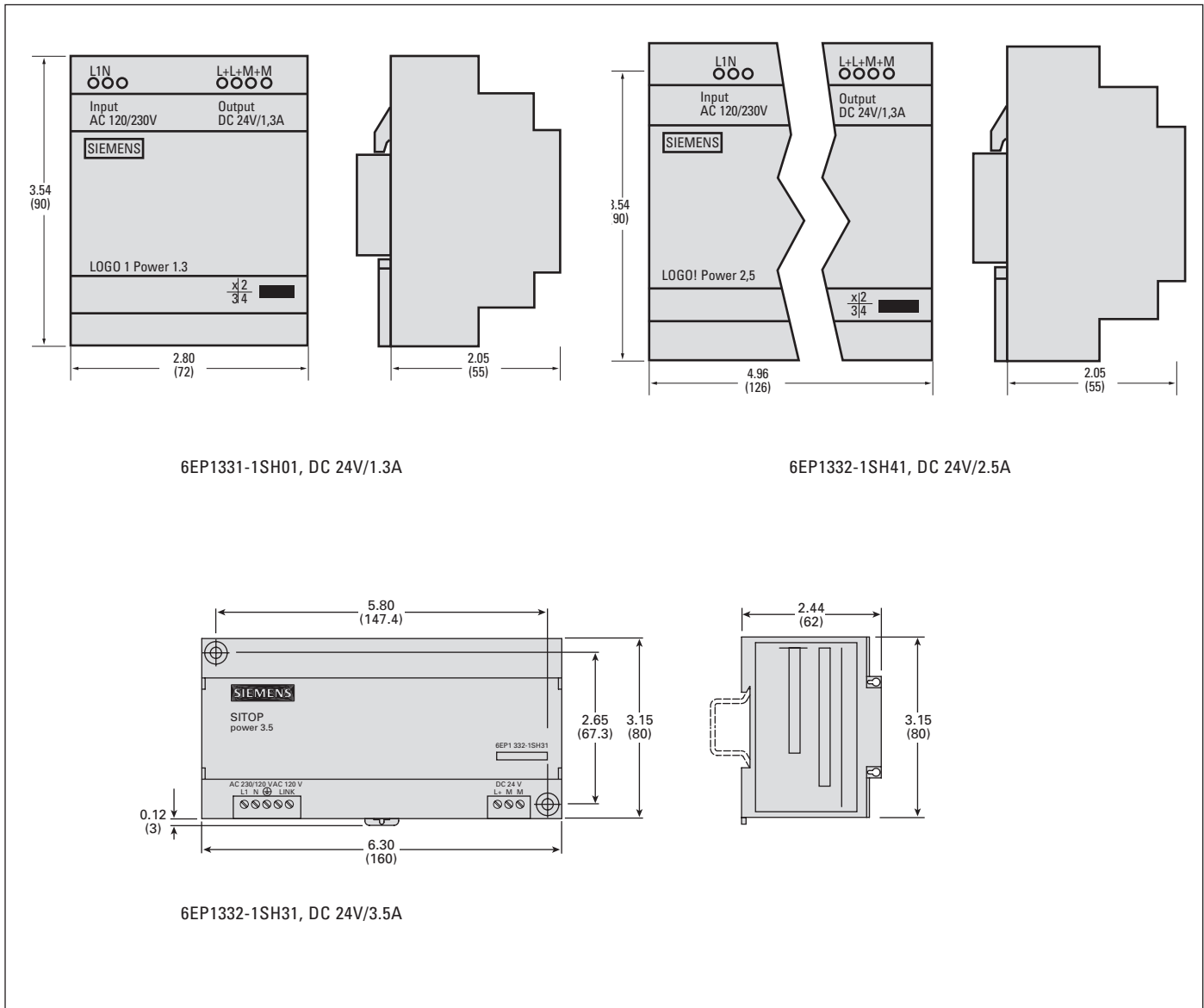
13 Power Supplies



# SITOP Power Supplies

Domestic and International Applications — Compact Line

## SITOP Power Single-Phase



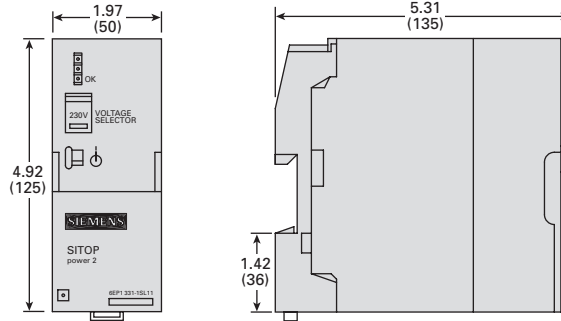
All dimensions are given in inches.  
Dimensions in ( ) are in mm.



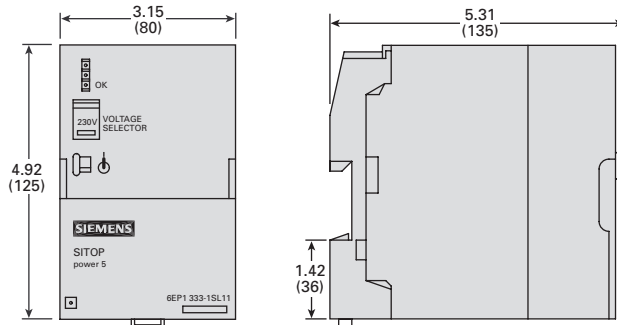
# SITOP Power Supplies

Domestic and International Applications — Basic Line

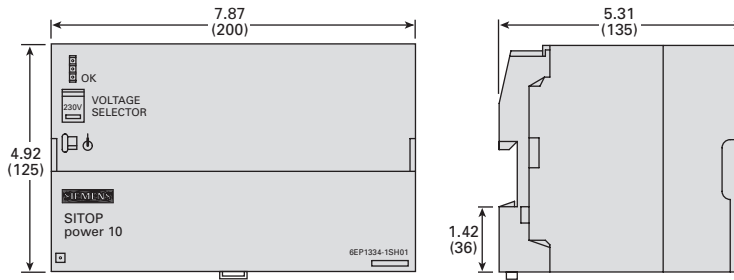
## SITOP Power Single-Phase AC 120/230V



6EP1331-1SL11, DC 24V/2A



6EP1333-1SL11, DC 24V/5A



6EP1334-1SL11, DC 24V/10A

All dimensions are given in inches.  
Dimensions in ( ) are in mm.

13  
Power Supplies