


S-8000 Series

1/4" x 1 1/4" Fuse Blocks



Description

- For 1/4" x 1 1/4" (6.3 x 32mm) fuses
- Bolt-in and snap-in mounting available
- Tight cluster mounting
- All types of terminal configurations
- Clips made of spring-bronze
- Anti-rotational pin provided
- Flame retardant thermoplastic meets UL 94V0



Environmental Data

- Relative Temperature Index (RTI)
 - Bolt-in 130°C
 - Snap-in 110°C

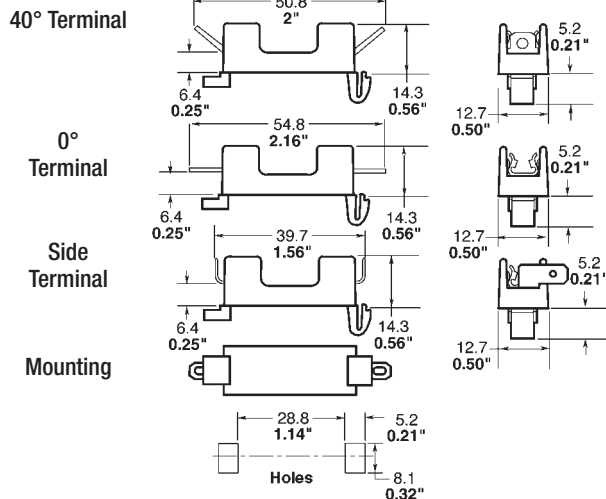
Agency Information

- UL Recognized: E14853
- CSA Certified: 47235

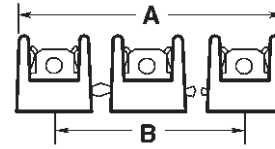
Specifications			
Series	Volts	UL Max Amps	CSA Max. Amps
S-8000	300Vac/dc	25	21
S-8100	300Vac/dc	20	13
S-8200	300Vac/dc	20	16
S-8300	300Vac/dc	30	25

Dimensions - mm/in.

S-8000 Single-Pole Snap-In Mounting Series



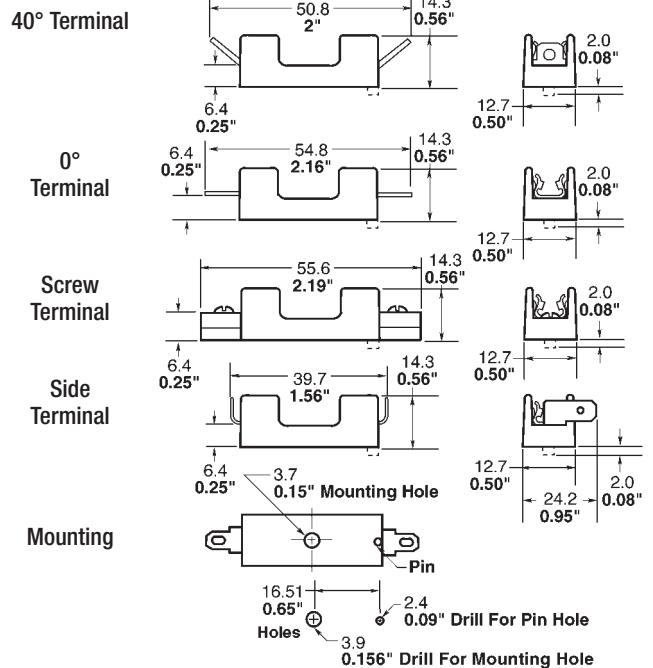
Multiple Pole



No. of Poles	Mounting Dimensions		Mounting Dimensions	
	Inches		Millimeters	
	A	B	A	B
1	-	-	-	-
2	1 1/8"	5/8"	28.6	15.9
3	1 3/4"	1 1/4"	44.4	31.8
4	2 3/8"	1 7/8"	60.3	47.6
5	3"	2 1/2"	76.2	63.5
6	3 5/8"	3 1/8"	92.1	79.4
7	4 1/4"	3 3/4"	108.0	95.2
8	4 7/8"	4 3/8"	123.8	111.1
9	5 1/2"	5"	139.7	127.0
10	6 1/8"	5 5/8"	155.6	142.9
11	6 3/4"	6 1/4"	171.4	158.8
12	7 3/8"	6 7/8"	187.3	174.6

Dimensions - mm/in.

S-8000 Single-Pole Bolt-In Mounting Series



Component	Material
Clip	Spring-Bronze, Bright Tin-Plate
Body	Thermoplastic

Packaging Code	
Catalog Number Prefix	Description
Blank	Varies with number of poles. Contact customer service.
BK/	Varies with number of poles. Contact customer service.

Ordering

- Specify packaging, product, and option code

Bolt-in Mounting Example:

BK/S-8102-6-R

<u>BK/</u>	<u>S-8</u>	<u>1</u>	<u>02</u>	<u>6</u>	-	<u>R</u>
↓	↓	↓	↓	↓		↓
1	2	3	4	5		7

Snap-in Mounting Example:

BK/S-8001-1-SNP-R

<u>BK/</u>	<u>S-8</u>	<u>0</u>	<u>01</u>	-	<u>1</u>	-	<u>SNP</u>	-	<u>R</u>
↓	↓	↓	↓		↓		↓		↓
1	2	3	4		5		6		7

1. Packaging Code:

2. Series Number:

3. Type Terminal:

4. Terminal Angle:

5. Number of Poles:

6. Mounting Style:

7. RoHS Compliant Version

BK/

S-8

0 = Solder

1 = ³/₁₆" quick connect

2 = ¹/₄" quick connect

3 = Screw

01 = Straight (0°)

02 = 40° Angle

03 = Side*

(1 – 12)

1X = One pole, No Mounting Stud

SNP = Snap-in Mounting*

-R

*Available only in single pole

North America

Cooper Bussmann
1225 Broken Sound Parkway NW
Suite F
Boca Raton, FL 33487-3533
Tel: 1-561-998-4100
Fax: 1-561-241-6640
Toll Free: 1-888-414-2645

Cooper Bussmann
P.O. Box 14460
St. Louis, MO 63178-4460
Tel: 1-636-394-2877
Fax: 1-636-527-1607

Europe

Cooper Bussmann
Cooper (UK) Limited
Burton-on-the-Wolds
Leicestershire • LE12 5TH UK
Tel: +44 (0) 1509 882 737
Fax: +44 (0) 1509 882 786

Cooper Bussmann
Avda. Santa Eulalia, 290
08223
Terrassa, (Barcelona), Spain
Tel: +34 937 362 812
+34 937 362 813
Fax: +34 937 362 719

Asia Pacific

Cooper Bussmann
1 Jalan Kilang Timor
#06-01 Pacific Tech Centre
Singapore 159303
Tel: +65 278 6151
Fax: +65 270 4160

This bulletin is intended to present product design solutions and technical information that will help the end user with design applications. Cooper Bussmann reserves the right, without notice, to change design or construction of any products and to discontinue or limit distribution of any products. Cooper Bussmann also reserves the right to change or update, without notice, any technical information contained in this bulletin. Once a product has been selected, it should be tested by the user in all possible applications.

Life Support Policy: Cooper Bussmann does not authorize the use of any of its products for use in life support devices or systems without the express written approval of an officer of the Company. Life support systems are devices which support or sustain life, and whose failure to perform, when properly used in accordance with instructions for use provided in the labeling, can be reasonably expected to result in significant injury to the user.

© 2007 Cooper Bussmann
St. Louis, MO 63178
www.cooperbussmann.com

